

Mukand

MUKAND LAL PUBLIC SCHOOL, SAROJINI COLONY YNR

AFFILIATION NO:- 530294 SCHOOL CODE:- 40279

Website : www.mlpschool.edu.in Contact No- 01732-250092, 257513





HOLIDAYS HOMEWORK



≡ Session (2026-27) ≡

CLASS V



Dear Children

Greetings

Summer vacations are always exciting and overwhelming. Isn't it so? This is the time to take a break from the set routine, explore new interests, hobbies and reconnect with the loved ones.

During vacation you must engage in activities that stimulate your curiosity, broaden your horizons and expand your knowledge. Read books that ignite your creativity. Challenge yourself to learn something new, push your boundaries- whether it's learning a musical instrument, mastering a new sport or developing artistic skills, this is your time to shine and unlock your full potential.

Take care of your health. Go for a walk every day . Do exercise. Help your parents in household chores. Show that you care for them. Spend quality time with your grandparents. Listen to the beautiful stories of their past. Learn games that they used to play.

Above all, have fun! laugh, play, and enjoy the freedom that comes with this vacation.

A very creative and interesting holidays homework has been assigned to each one of you. Use your creativity to complete the projects given. Use eco friendly material. **USE OF THERMOCOL SHEETS OR PLASTIC SHEETS WILL NOT BE ACCEPTED AT ALL.** These projects will be assessed for internal grades and the best ones will be displayed in the annual exhibition.

Enjoy summer break to the fullest and bounce back to school with renewed energy, enthusiasm and a treasure trove of beautiful memories.

Happy Holidaying!!!

Principal

Some Tips to make holidays specials

- ❖ Have a Family dinner everyday
- ❖ Do some yoga, exercise or simple go for walk with your elders in the morning.
- ❖ Play board games with your parents & sibling and show them who is the smartest.
- ❖ Spend quality time with elderly person in the family or neighborhood. Ask them how they managed to solve their problems or Games they used to play when they were children.
- ❖ Pick up a hobby like learning a musical instrument, origami, fire less cooking, painting, art etc.
- ❖ Visit your relatives places of your interest. Take beautiful photograph and share with us.
- ❖ Lastly don't forget to do your Holidays Homework. Ensure that your work is neat , presentable and innovative . Submit the Homework once the school reopens.

Have Lots of Fun



Gurukul To Google

Education has changed a lot from ancient times to today. In olden days, students studied in Gurukuls, where they lived with their guru and learned values, discipline, yoga, and different subjects in a peaceful environment. The guru taught students with personal care and practical knowledge.

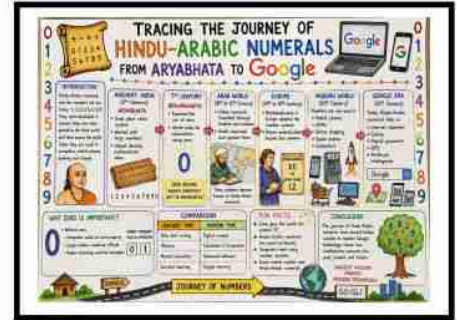
Today, we learn with the help of technology. Google, computers, smart classes, and the internet have made learning faster and easier. Students can find information from anywhere in just a few seconds. Online classes and educational apps help children learn in fun and interesting ways.

"Gurukul to Google" shows the journey of education from traditional learning to digital learning. Both systems are important because Gurukuls taught good values and character, while Google gives us quick knowledge and modern skills. Together, they help students become smart, knowledgeable, and responsible citizens.

Roll no. 1-5

MATHS

- Imagine you are a student studying in an ancient Gurukul. Research about “How Maths was learnt in Gurukul?” and write it on A3 sheet. The font size on the sheet should be big enough to be read clearly.

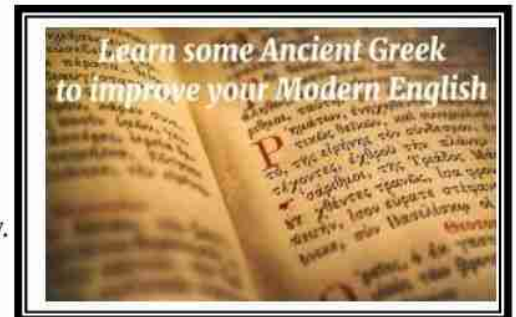


SCIENCE

- Make a model of The Sun-Catchers: Miniature Solar Panels (2ft X 2ft)

ENGLISH

- Make a chart with ancient learning words vs modern learning words. Add atleast 15 pairs and use any 5 in sentences. The font size on the chart should be big enough to be read clearly. e.g. Manuscript- Tablet
Guru- Online tutor



Roll no. 6-10

MATHS

- Create a clock using paper plate used during Gurukul period(24- minute Ghati system).



SCIENCE

- Make a model of laptop using the given link(The Digital Brains: Cardboard Laptops)(1ftX1.5 ft)

<https://youtu.be/xevKrUnMvVo?si=42rv9YW9GZ4eNXty>

ENGLISH

- Make a poster of differences between laptops and desktop computers. The font size on the chart should be big enough to be read clearly.

Roll no.11-15

MATHS

➤ Investigate: How Maths is used in-

- ❖ Mobile phones
- ❖ Google Maps

➤ Make 5 flash cards of one each (use small coloured sheets/cardboard pieces).Add drawings also.



SCIENCE

➤ Make a model of VR Headset (head size of the student)

<https://www.youtube.com/watch?v=vkGHfKHC5ek>

ENGLISH

➤ Create a beautiful poster on an A3 sheet showing Gurukul classroom.



Roll no.15-20

MATHS

➤ Investigate: How Maths is used in-

- ❖ ATMs
- ❖ QR codes
- ❖ Online shopping

➤ Make 5 flash cards of one each (use small coloured sheets/cardboard pieces).Add drawings also.



SCIENCE

➤ Make a model of a tablet using the link (The Smart Slates: Miniature Tablets) (Size of a notebook)

https://youtube.com/shorts/mCmXO2GjxTk?si=N21TDNVKQzsd_ctY

ENGLISH

- Write two slogans separately about smart system of education in English (Half chart is to be used for one slogan)

Roll no.21-25

MATHS

- Make a clock using paper plate showing 60- minute
- Modern Hour.

SCIENCE

- Make the model of Ancient Manuscript (Size of half chart paper kept horizontally)

<https://youtube.com/shorts/Op8p95fqRwk?si=k6ZaNFEhNi6IJYPI>



ENGLISH


- Write five rules for responsible use of technology at home and school. . The font size on the chart should be big enough to be read clearly.

e.g. I will use gadgets only for useful purpose.

Roll no.26-30

MATHS

- Draw the journey of Hindu-Arabic Numerals from Aryabhata to Google on a wall hanging.



SCIENCE

- Make a model of Gurukul showing Guru, disciples, trees etc.(Roots of Indian education)
- <https://youtube.com/shorts/hJ77BHEqG2E?si=xfZU0V6AgmIuM5n8>

HINDI


- गुरुकुल शिक्षा प्रणाली पर दो नारे लिखिए । (Use half chart paper for each slogan).



Roll no.31-38

MATHS

- Create a chart showing how a traditional 'Prasad' or 'Kheer' was shared equally among students in a Gurukul (fractions).



SCIENCE

- Make models of tools used for writing in ancient times: Takhti, Kalam, Dawat:
- Kalam (Ancient Pencil) <https://youtube.com/shorts/D9MVLhbMoX4?si=pn4fEJqDno26pH7v>
- Takhti (Writing board): https://youtu.be/4vxZp7TEowY?si=I4_WYGvKu7WoAIfX
- Dawat (Inkpot): <https://youtu.be/8ZMIuyJgV7k?si=yf29mOp3Glk8enSd>


SANSKRIT

- संस्कृत में गुरुकुल शिक्षा प्रणाली के बारे में पांच नारे लिखिए। (Use A3 sheet for each slogan)

Roll no. 39 Onwards

SCIENCE

- Make a Non working big size model of Robot (5 ft tall)
- https://youtube.com/shorts/KAPJINu_fCs?si=6worPBTvYluDUmjH



ENGLISH

- Create a beautiful poster on an A3 sheet showing modern classroom.

HINDI

- एक बड़े चार्ट पर बरगद का पेड़ बनाएं जिसकी जड़ें और टहनियां शिक्षा के विभिन्न युगों को दर्शाती हो।



TO BE DONE BY ALL STUDENTS

Computer -AI



Roll No : 1 to 20

Algorithm of My Day

Steps to do it:

1. Choose one daily activity, such as brushing teeth or making a sandwich.
2. Write the steps in correct order.
3. Number each step clearly.
4. Draw arrows between the steps to show the sequence.
5. Turn it into a flowchart using boxes and arrows.
6. Check whether any step is missing or out of order.



Roll No : 20 to onwards

Root to Route Timeline

Steps to do it:

1. Choose one topic, like communication, transport, or learning.
2. Draw a horizontal line across a page.
3. Mark 4 stages from old to new.
4. Example for communication: letter → telephone → mobile phone → AI chat.
5. Draw small pictures under each stage.
6. Write one sentence for each stage.



EK BHARAT SHRESHTH BHARAT (EBSB) Project



Dear Students

To celebrate the unity in diversity of our nation, EK BHARAT SHRESHTHA BHARAT (EBSB) program is launched by CBSE. Its aim is to foster National Integration through linguistic literacy, cultural exchange, sports, tourism and other forms of people-to-people interaction. Pairing state of Haryana is Telangana, so your EBSB Project work is based on the same.

You all will make and maintain a State Scrapbook as per the following instructions:-

Title Page

MUKAND LAL PUBLIC SCHOOL, SAROJINI COLONY, YAMUNANAGAR

EK BHARAT SHRESHTHA BHARAT

Session 2026-27

Name of Project: _____

Name of Student: _____

Roll No.: _____

Class & Section: _____

Name of Class Incharge: Ms.


Signature of Class Incharge:

1st Page

Make a colourful and beautiful map of the state of Telangana.



2nd Page



EBSB PROJECT

Telangana is a state located in Southern India. The capital of Telangana is Hyderabad. The state is famous for its rich culture, traditional dances, historical monuments, delicious cuisine and colourful festivals.

This year our state is being paired with Telangana and its famous folk and classical dances.

EBSB PROJECT

Project Work

Find out the main 5 famous dances of Telangana. Collect all the information related to these dances and write it in a scrapbook. Make it colourful and attractive by pasting pictures related to them.

Points for Reference:

a) Which communities mainly perform these dances?

- b) Cultural and historical significance of these dances.
- c) Highlight the costumes, music and instruments used in these dances.
- d) On which occasions or festivals are these dances performed?
- e) How do Telangana dances reflect the culture and lifestyle of the people?

Suggested Dances of Telangana

Perini Shivatandavam

Lambadi Dance

Gussadi Dance

Dappu Dance

Bonalu Folk Dance

Model Work

Make a doll, mask, musical instrument or miniature model related to Telangana dance culture using cloth,

cotton, clay, wood or bamboo.

Example:

Lambadi dancer doll

Dappu (drum) model

Link

You may refer to dance videos and craft ideas from YouTube for help.



Common for all

ENGLISH

1. Reading


Reading is far more than a leisure activity. It stimulates the mind, strengthens memory, improves focus, reduces stress, enhances empathy, and fosters lifelong learning. By cultivating a reading habit, individuals can achieve cognitive, emotional, and professional growth, making it a cornerstone of personal and intellectual development.

- Read biography of any one of the following:

APJ Abdul Kalam

Sudha Murthy

Kalpana Chawla




2. Plant a tree on Environment day (June 5) around your house/in the park. Click a picture and send in class group by 10am.

3. Surprise your father on Father's day (June 21) by making him breakfast. Arrange the breakfast tray yourself including the dish, a flower and a handmade card. Click pictures and send in the class group by 10am.

4. Yoga day (June 22) - Practice any 5 yoga poses daily for one week with the help of your parents.

Examples:

- Tadasana
- Vrikshasana
- Vajrasana



- Anulom Vilom
- Bhujangasana

5. Revise all the syllabus done till date.

