

★ Mukand Lal Public School, Sarojini colony, Yamuna Nagar



# Class Nursery

♥ HOLIDAYS HOMEWORK ♥

2026-27



Learn with Joy,  
Grow with Love!

# Tips to remember

1.



Try to complete your Holiday homework on your own. Parents are requested to help their ward in fun-filled tasks.



2.



Do your colouring neatly and stay within the lines.



3.



Spend quality reading time with your family every day.



4.



Explore your creativity — try art, music, dance or any other hobby.



5.



As you grow, try to become more independent. Take care of your own things and finish your tasks on time.



6.



Keep your room clean and tidy. Keep your toys and books in their proper place.




7.



Practice good hygiene habits every day.



8.



Talk in English with your family and friends.



9.



Always be polite while talking and use kind words.



10.



Play outdoor games in the morning or evening.



11.



Walk on a straight line drawn on the floor.



Laugh every day and make others laugh too! A happy smile can make the whole day brighter!





# STAY HEALTHY WITH EXERCISE

## Why Exercise Matters... 🤔



**STRONG BODY**  
Exercise makes our muscles and bones strong.



**BETTER BRAIN**  
It helps us think better, remember things and stay focused.



**KEEPS US HEALTHY**  
It boosts our immunity and helps fight diseases.



**BETTER MOOD**  
Exercise releases happy hormones and reduces stress.



**BETTER SLEEP**  
Regular exercise helps us sleep well and feel fresh.



**MORE ENERGY**  
It gives us energy to play, learn and enjoy our day.

Exercise goes beyond physical fitness. It benefits the **mind**, **body** and **spirit**. It **reduces the risk of diseases**, **strengthens muscles and bones**, **enhances mood** and improves **focus**. Even short, daily workouts can make a **big difference** in your health. It also **increases energy** and helps children **stay happy**.



**INTERNATIONAL YOGA DAY**  
21 JUNE

**Let's Celebrate Wellness!**

Yoga improves **flexibility**, **reduces stress** and brings **peace** to the mind and body.



**Parents are requested to encourage your child to perform yoga and simple exercises at home. Click pictures and submit them to your class teacher on 18 JUNE.**



# Let's make HOLIDAYS meaningful with

## SDG-BASED HABITS

♥ for children ♥



16 PEACE, JUSTICE AND STRONG INSTITUTIONS



### Use Kind Words

Encourage children to use magical words like **PLEASE, SORRY, THANK YOU, EXCUSE ME** to build respect and peaceful relationships.



3 GOOD HEALTH AND WELL-BEING



### Respect Elders

Teach children to greet elders every morning and show care, promoting emotional well-being and strong family bonds.



12 RESPONSIBLE CONSUMPTION AND PRODUCTION



### Be Responsible

Let children put back their plates after meals and learn responsibility and respect for work.



2 ZERO HUNGER



### Don't Waste Food

Teach children to value food, understand the farmer's hard work, and avoid wasting food.



4 QUALITY EDUCATION



### Family Time Matters

Have at least one meal together daily to teach values, sharing, and communication.



13 CLIMATE ACTION



Care for Environment



Plant trees, save nature.

Donate Food



Share extra food with others.

Help Needy People



Help those who need support.

Visit Old Age Home



Spend time and bring smiles.

SHARE YOUR GOOD DEEDS!



Click a picture of you doing these habits and share with your teacher.

Let's inspire others! ♥

Small habits today,

BIG IMPACT TOMORROW!



# Fine Motor Skills

Little hands, big progress!

🌸 To develop “Fine Motor Skills” let your child indulge in activities like:

## 1. SCOOPING AND POURING



Scoop with a spoon and pour from one container to another.

## 2. OPENING AND CLOSING THE BOTTLE CAP / TIFFIN LID




Open and close bottle caps or tiffin lids independently.

## 3. BEAD STRINGING



Thread beads on a string to improve hand control and coordination.

## 4. CLOTHESPIN CLIPPING



Clip clothespins on a rope or card.

📖 These activities help in strengthening small muscles in their hands, wrists and fingers.

**Please share the videos of related activities with your class teacher.**



# SHARING IS CARING

Share  
Your Toys

Be Kind



When we share,  
everyone is happy!



## Let's Share and Care!

Share your toys, games, books, snacks and more with  
your family, siblings and cousins.



Share Toys



Share Food



Share Books



Share Games



### Dear Parents,

Encourage your child to share and care with family,  
siblings and cousins during this break.  
Click pictures of your child while doing these activities  
and share with us.



Click  
Pictures!



Please submit the pictures by **6<sup>th</sup> June, 2026.**



# Care of Self

## with Papa

Let's celebrate Father's Day with fun, love and care.



### 1 BRUSH YOUR TEETH



Brush twice a day for strong teeth and a bright smile.

### 2 BATH DAILY



Bath daily to keep your body clean and fresh.

### 3 EAT HEALTHY FOOD



Eat healthy food and drink lots of water.

### 4 WASH YOUR HANDS



Wash hands with soap to keep germs away.

### 5 STAY ACTIVE



Play, exercise and stay active to be strong and happy.

### 6 GET ENOUGH SLEEP



Sleep early and enough to feel fresh every day.

### BENEFITS OF SELF-CARE



**GOOD HEALTH**  
Helps keep our body strong and healthy.



**SELF-CARE HABITS**  
Helps us build good habits for life.



**HAPPY FAMILY**  
Keeps us happy and brings us closer together.



**BETTER WORLD**  
Teaches us to take care of ourselves and others.



## HAPPY FATHER'S DAY!

Let's take care of ourselves together.

**PAPA, YOU ARE THE BEST!**



Send picture of any of the activity while enjoying with your father.



Please send the picture on 20th of June 2026.



# Sing and Dance



Let's Sing, Move & Grow Together!



Boosts Confidence



Improves  
Body Coordination



Improves  
Language Skills



Encourages  
Creativity



Enhances  
Listening Skills





Supports Overall  
Development

Parents are requested to help their ward to learn the lyrics of the songs.

★ Links are given below- ★





 <https://youtube.com/watch?v=LtxwSJ2s-IA&feature=shared>

 <https://youtube.com/watch?v=LTJgWGYZ1IQ&feature=shared>








# HOLIDAYS HOMEWORK



# I LOVE TO COLOUR

- 
- 
- 
- Guide your ward to colour in the same direction and with the proper strokes.
  - Drawing Notebook(Flower, Umbrella,Kite, Mango,Butterfly).

**NOTE-**

Prepare your child for

Upcoming Competition i.e

**COLOURING COMPETITION**

**(19.8.26)**



# LEARNING ALPHABETS & NUMBERS



In a Fun & Creative Way!

## 1. FUN WITH BLOCKS & CLAY



Provide colourful clay and help your child create letters **A, B, C and D.**



Play with building blocks and join the blocks to form letters **E and F.**



Paste pictures in the **SCRAPBOOK** to connect fun vocabulary with **A, B, C, D, E and F.**



## 2. ACTIVITIES TO LEARN & ENJOY



Make alphabets **A, B, C, D, E, F** using **GEMS** or **CANDIES.**



Help your ward to make numbers **1, 2, 3 and 4** with **Pom Pom balls.**



Let's **Play,**  
**Learn & Grow**  
**Together!**



Let's  
Speak  
English!

# CONVERSE IN ENGLISH

A  
B  
C

## Why Learn English Early?



Early English learning improves child's self-confidence and overcome their fear of speaking and writing in English.



Regular practice of speaking and listening to simple sentences in English enhances verbal fluency and makes it easier to communicate in everyday life.



With this aim, a list of following sentences has been prepared that may be used by the children regularly for developing their communication skills.

Let's learn  
together!



## DAILY USE SENTENCES

### 1. GREETINGS



Good morning!



How are you?



I am fine, thank you.



### 2. FOOD & DRINK



I am hungry, please give me food/fruit.



Mom, please give me something to eat.



Please give me a glass of water.



May I drink water?



I am feeling thirsty. Please give me water to quench my thirst.



### 3. SCHOOL & ROUTINE



Please open/close my water bottle/tiffin/bag.



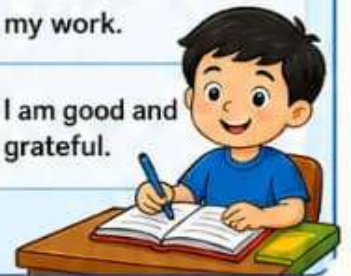
I have finished my food.



I have finished my work.



I am good and grateful.



### 4. PERMISSIONS



May I go outside?



Please come inside.



Can I wash my hands?



Can I watch television?



I will take it myself.



### TIP FOR PARENTS



Involve your ward in picture reading. Try to narrate as many interesting stories as possible that will increase his/her language and enhance his/her vocabulary.



# CREATIVE USES OF WASTE THINGS

## TURN WASTE INTO WONDER!

### 1. MAKE DECORATIVE CANDLE HOLDER

ROLL NO. 1 – 6

**Materials:** Glass jar, Tin can, Coconut shell, Clay pot (broken), Old cup  
Candle, Tin can, Coconut shell, Clay pot, Teacup

**What to Make:** Decorative candle holders using the above waste items.

### 2. DESIGN MIRROR

ROLL NO. 7 – 12

**Materials:** Old CD, Cardboard, Ice cream stick, Bottle cap, Broken bangles

**What to Make:** A decorative mirror using the above waste materials.

### 3. MAKE PEN STAND / ORGANIZER

ROLL NO. 13 – 18

**Materials:** Tin can, Plastic bottle (bottom part), Cardboard box, Milk carton  
Pencil box (old)

**What to Make:** Pen stand or organizer using the above waste items.

### 4. CREATIVE BOWLS & DECORATIVE ITEMS

ROLL NO. 19 – 24

**Materials:** Newspaper, Old CD, Plastic bottle (cut), Bottle caps, Broken mug pieces  
Newspaper bowl, CD mosaic bowl, Plastic bottle bowl, Bottle cap bowl  
Broken mug mosaic bowl

**What to Make:** Creative bowls and decorative items using the above waste materials.

### 5. PIGGY BANKS / MONEY BANKS

ROLL NO. 25 – 30

**Materials:** Plastic bottle, Tin can, Cardboard box, Old toy (broken), Disposable cup  
Plastic bottle piggy bank, Tin can piggy bank, Cardboard box piggy bank  
Toy piggy bank, Cup piggy bank

**What to Make:** Different types of piggy banks using the above waste materials.

### 6. TRENDY BAGS WITH WASTE T-SHIRT / FABRIC

ROLL NO. 31 – 36

**Materials:** Old T-shirt, Jeans / Fabric scraps, Old bedsheet, Curtain pieces  
Saree / Cloth scraps, T-shirt bag, Braided fabric bag, No-sew tote bag  
T-shirt pouch, Fringe sling bag

**What to Make:** Different types of bags and pouches using old clothes and fabric.

➤ **REDUCE TODAY, REUSE ALWAYS,** ➤  
**RECYCLE FOR A BETTER TOMORROW!** ➤



# SHEET WORK

Decorate the sheets as per given instructions:-

Class and Section	Sheet No
NURSERY- BUNNY	1,2
NURSERY-TEDDY	3,4
NURSERY-JERRY	5,6
NURSERY-MICKEY	7,8
NURSERY-TWEETY	9,10



Decorate the EARTH with crumpled TISSUE PAPER (Green and Blue).

Sheet-1



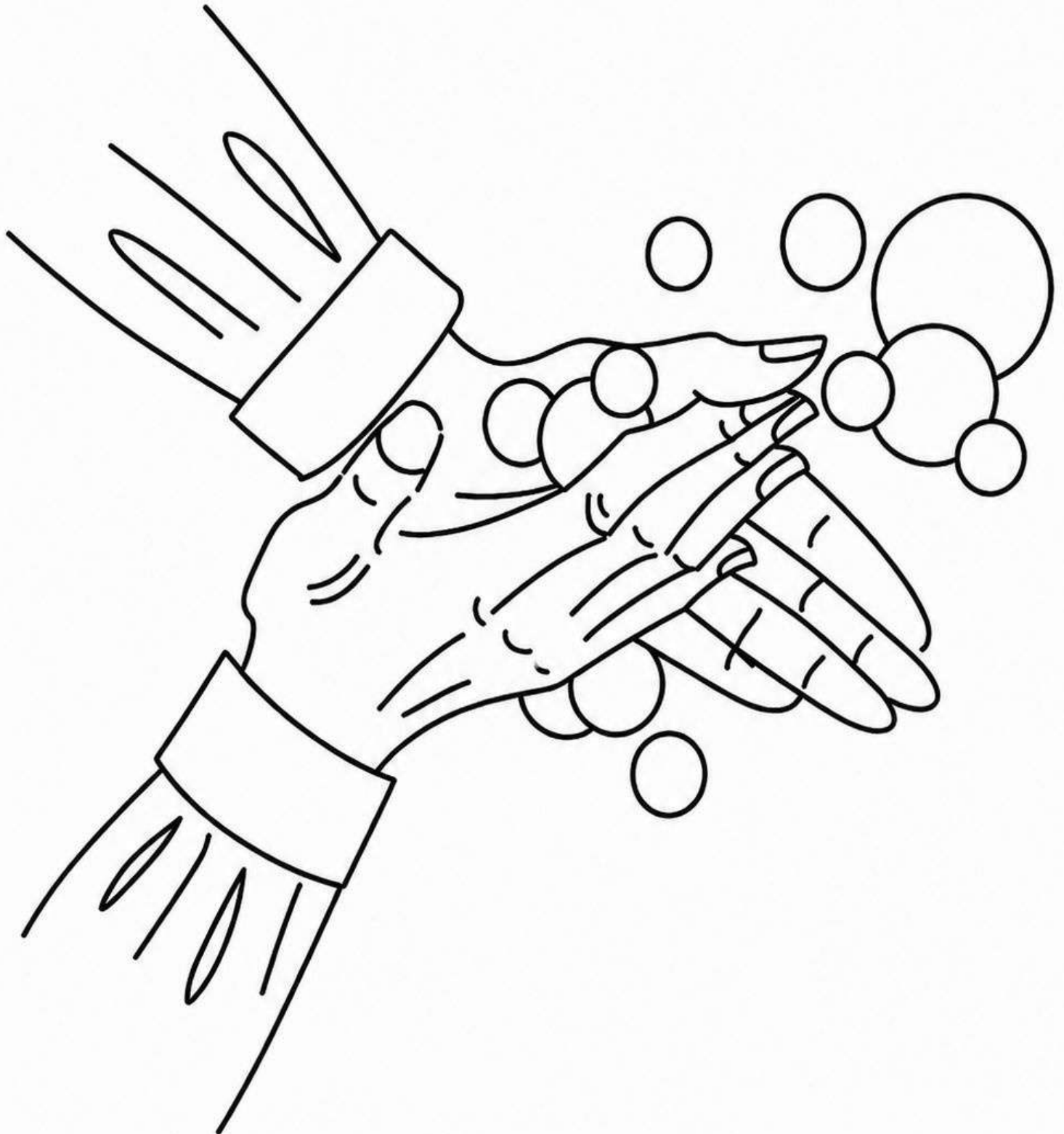
Decorate the sheet with  
colourful Glitter powder




**Decorate the Apple**  
**with red colour glitter and**  
**paint the picture.**




**Colour the hands with Crayons and  
Decorate the foam with White Cotton Balls.**



Decorate the sheet with  
Rangoli Colours.



Decorate the sheet with  
Earbud impression.




Decorate the sheet with Glitter Tube.



Decorate the dustbin with mirrors and  
colour the boy with crayons.



Decorate the sheet with Red Stone Bindis.



# Decorate the sheet with earbud impression.



