



MUKAND LAL PUBLIC SCHOOL, SAROJINI COLONY YNR

AFFILIATION NO:- 530294 SCHOOL CODE :- 40279

Website : www.mlpschool.edu.in Contact No:- 01732-250092, 257513

Holidays Home Work

Class: III

Session (2026-27)



Dear Children

Greetings

Summer vacations are always exciting and overwhelming. Isn't it so? This is the time to take a break from the set routine, explore new interests, hobbies and reconnect with the loved ones.

During vacation you must engage in activities that stimulate your curiosity, broaden your horizons and expand your knowledge. Read books that ignite your creativity. Challenge yourself to learn something new, push your boundaries- whether it's learning a musical instrument, mastering a new sport or developing artistic skills, this is your time to shine and unlock your full potential.

Take care of your health. Go for a walk every day . Do exercise. Help your parents in household chores. Show that you care for them. Spend quality time with your grandparents. Listen to the beautiful stories of their past. Learn games that they used to play.

Above all, have fun! laugh, play, and enjoy the freedom that comes with this vacation.

A very creative and interesting holidays homework has been assigned to each one of you. Use your creativity to complete the projects given. Use eco friendly material. **USE OF THERMOCOL SHEETS OR PLASTIC SHEETS WILL NOT BE ACCEPTED AT ALL.** These projects will be assessed for internal grades and the best ones will be displayed in the annual exhibition.

Enjoy summer break to the fullest and bounce back to school with renewed energy, enthusiasm and a treasure trove of beautiful memories.

Happy Holidaying!!!

Principal

Some Tips to make holidays specials

- ❖ Have a Family dinner everyday
- ❖ Do some yoga , exercise or simple go for walk with your elders in the morning.
- ❖ Play board games with your parents & sibling and show them who is the smartest.
- ❖ Spend quality time with elderly person in the family or neighborhood. Ask them how they managed to solve their problems or Games they used to play when they were children.
- ❖ Pick up a hobby like learning a musical instrument, origami, fire less cooking, painting, art etc.
- ❖ Visit your relatives places of your interest. Take beautiful photograph and share with us.
- ❖ Lastly don't forget to do your Holidays Homework. Ensure that your work is neat , presentable and innovative . Submit the Homework once the school reopens.

Have Lots of Fun

Echoes to Emojis

Communication is an important part of our daily life. In earlier times, people used traditional methods such as smoke signals, letters, Akashwani radio, and Doordarshan to share news and information. These methods connected people even when technology was limited. With time, communication has become faster and smarter through mobile phones, the internet, social media, emojis, and smart devices like Alexa.

Today, we can send messages, make video calls, attend online classes, and get instant information with just one click. While modern technology makes life easy and interesting, it is also important to use smart devices wisely and responsibly. Through this holiday homework, you will explore the wonderful journey of communication from "Echoes to Emojis" and learn how technology has changed the way we connect with the world.

Roll no. 8-14

ENGLISH

- Design a postcard for your grandparents inviting them to Annual Science Exhibition of your school. Make it on A4 size coloured sheet and write matter in beautiful handwriting.



SOCIAL SCIENCE

- Prepare a chart on early communication methods.
- Paste pictures and write 2-3 lines on each.



SCIENCE

- Draw a tree showing growth of communication on a chart paper.
 - ✚ Roots = THEN (letters,pigeons,symbols)
 - ✚ Trunk = NOW (Phones, internet,emails)
 - ✚ Branches = FUTURE (AI,holograms)



MATHS

- Design a letter box using different shapes. (refer to link)
- ✚ (<https://youtu.be/67mRIosVdqM?si=pEfrZeyWy7Utdq2S>)



HINDI

- आकाशवाणी क्या है?
पुराने समय में लोगों के जीवन में डियोत था आकाशवाणी का क्या महत्व था?
आकाशवाणी द्वारा गांव में रहने वाले किसानों को किस प्रकार की मदद मिलती थी?
इन प्रमुख बिंदुओं को आधार बनाते हुए एक प्रोजेक्टवर्क तैयार की जिए।

Roll no.15-21

ENGLISH

- Interview your grandparents or parents and write on A-4 sheet
“What programs did they watch in childhood?”




SOCIAL SCIENCE

- Do a small research on Doordarshan and present your work neatly on A-4 colourful sheets. Include:
 - ✚ Meaning of Doordarshan
 - ✚ Find out what the word “Doordarshan” means.
 - ✚ Write 2–3 lines about it.
 - ✚ Year It Started
 - ✚ Mention the year when Doordarshan began in India.
 - ✚ Write a few lines about its early days

SCIENCE

- Make a 3D smoke signal model.



MATHS

- Symmetry- Draw half mobile and half laptop and complete the other half.
- (Do it on an A4 size sheet beautifully.)



HINDI

- आधुनिक युग में संचार के लिए प्रयोग किए जाने वाले अनुप्रयोग जैसे (Facebook, Instagram, Twitter) आदि पाँच फ्लैश कार्ड्स बनाइए।

Roll no.22-29

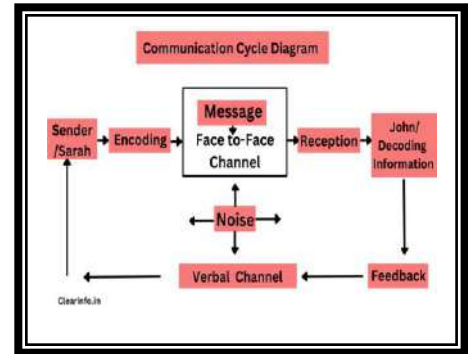
ENGLISH

- Imagine you have discovered your mobile app. Design an advertisement including app name and logo, features, small drawings and a catchy slogan.



SOCIAL SCIENCE

- Make a chart showing the elements of communication process.



SCIENCE

- Make a carrier pigeon model using clay or paper. Attach a tiny letter to its leg.



MATHS

- Draw and Compare the price of different gadgets used during past and present. Do it on an A3 size sheet beautifully.

HINDI

- पुरातन तथा नवीन युग के संचार साधनों का विस्तार पूर्वक वर्णन करते हुए एक प्रोजेक्टवर्क तैयार कीजिए।।



Roll no.30-37

ENGLISH

- Smart devices like mobile phones, tablets, laptops, and smart TVs make our life easy and fun. But we should use them wisely and safely.

Write and decorate 5 good habits

that every child should follow while using smart devices on A-3 sheet.



SOCIAL SCIENCE

- Make a beautiful chart or poster on Journey of communication.
- Half poster should be on old ways and half on modern ways.
- Write a slogan for the same.



SCIENCE

- Make a model showing the elements of the communication process.
- (Refer to link)

<https://youtu.be/ytCkaxdPKVQ?si=aJs9g6b8ujCUdh-r>

MATHS

- Draw colourful Indian place value chart till thousands on an A4 size sheet.

HINDI

- स्मार्ट उपकरण हमारे जीवन को कैसे बदल रहे हैं
इस विषय पर A3 शीटपर एक अनुच्छेद लेखन कीजिए।

Indian Place Value Chart								
CRORES		LAKHS		THOUSANDS		ONES		
TC	C	TL	L	T-TH	TH	H	T	O
		2	3	1	9	6	1	7

International Place Value Chart								
MILLIONS			THOUSANDS			ONES		
HM	TM	M	HTH	TTH	TH	H	T	O
		2	3	1	9	6	1	7

Roll no.38 Ownwards

ENGLISH

- Write self composed poems on Communication on an A4 sheet..

SOCIAL SCIENCE

- Design your own stamp for your city on A4 sheet.
- You can add small pictures also.

SCIENCE

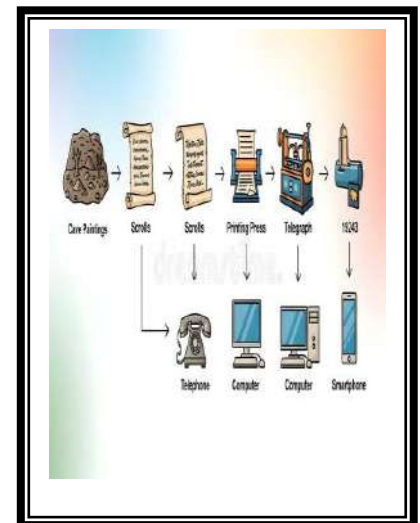
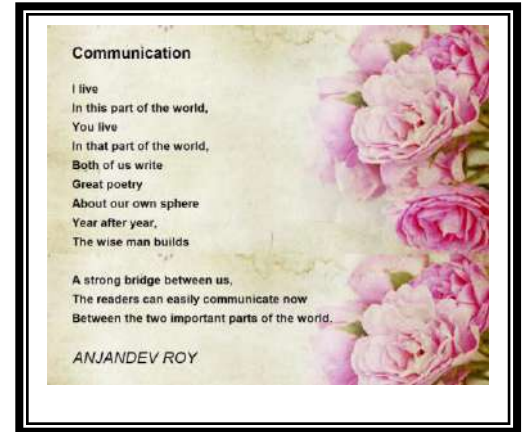
- Make a communication model:
- Take a shoebox and divide it into 4 sections.
- Include the following in each section:
 - Cave paintings
 - Letters
 - Telephone
 - Mobile phone
- Add drawings or mini models in each section.

MATHS

- Draw Abacus on an A3 sheet and show different numbers till thousands

HINDI

- प्राचीन संचार साधनों से नवीन संचार साधनों की ओर बढ़ते हुए कलात्मक गतिविधि द्वारा भित्तिपट्टिका (वॉलहैंगिंग) के रूप में प्रस्तुत कीजिए।



TO BE DONE BY ALL STUDENTS

ART AND CRAFT :

- Cardboard craft...make 3d model by using cardboard and add some value and colour so that it will look more attractive



Computer -AI

Let's Play , Learn, Explore & use of Digital Technology!

Play following Educational Games on Desktop Computer/ Laptop Computer / Mobile Phone and Enjoy!

➤ **GCompris** { Gcompris ia a free educational software suite comprising of many fun activities for children}

Download :- <https://gcompris.net/downloads-en.html> / Play Store(for Mobile)- Gcompris Educational Game

❖ Open the Educational Suite Gcompris

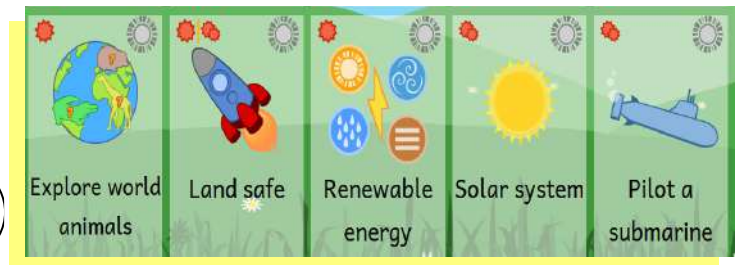
- ✓ Maze
- ✓ Complete the Puzzle
- ✓ Graph Coloring
- ✓ The Magician Hat
- ✓ Enumeration Memory Game
- ✓ Money with Cents
- ✓ Play Piano
- ✓ Penalty Kick
- ✓ Sudoku- Place unique symbols in grid
- ✓ Tic-Tac-Toe
- ✓ Super Brain
- ✓ Logical Associations



➤ Open Microsoft Edge

Type <https://quickdraw.withgoogle.com>

- ✓ Press Enter
- ✓ Click on Let's Draw !



These Activities
increases the cognitive
skills and spatial
intelligence in students



EK BHARAT SHRESHTHA BHARAT (EBSB) Project



To celebrate the unity in diversity of our nation "EK BHARAT SHRESHTHA BHARAT" (EBSB) program is launched by CBSE. Its aim is to foster National Integration through linguistic literacy, cultural, sports, tourism and other forms of people to people exchanges. Pairing state of Haryana is Telangana. So your EBSB Project work is based on the same. You all will make and maintain a State project Notebook /File/Scrap book as per following instructions:-

*Title Page

MUKAND LAL PUBLIC SCHOOL, SAROJINI COLONY, YAMUNA NAGAR

'EK BHARAT SHRESHTHA BHARAT'

Session 2026-27

Name of Project: _____

Name of Student: _____

Roll No. : _____

Class & Section : _____

Name of Class Incharge: Ms. _____

Signature of Class Incharge : _____

Consonants									
క	ఖ	గ	ఘ	జ	చ	ఛ	జ	ఝ	ఞ
ka	kha	ga	gha	ja	ca	cha	ja	jha	ña
[kʌ]	[kʰʌ]	[gʌ]	[gʱʌ]	[jʌ]	[tʃʌ]	[tʃʰʌ]	[dʒʌ]	[dʒʱʌ]	[ɲʌ]
ట	ఠ	డ	ఢ	ణ	త	థ	ద	ధ	న
ṭa	ṭha	ḍa	ḍha	ṇa	ta	tha	da	dha	na
[ʈʌ]	[ʈʰʌ]	[ɖʌ]	[ɖʱʌ]	[ɳʌ]	[tʌ]	[tʰʌ]	[dʌ]	[dʱʌ]	[nʌ]
ప	ఫ	బ	భ	మ	య	ర	ల	వ	ళ
pa	pha	ba	bha	ma	ya	ra	la	va	ḷa
[pʌ]	[pʰʌ]	[bʌ]	[bʱʌ]	[mʌ]	[jʌ]	[rʌ]	[lʌ]	[vʌ]	[ʎʌ]
శ	ష	స	హ	ఱ	త్స	ద్జ			
śa	ṣa	sa	ha	ṛa	tṣa	dja			
[ʃʌ]	[ʃʰʌ]	[sʌ]	[hʌ]	[ɾʌ]	[tʃʰʌ]	[dʒʌ]			

Ist Page

Write alphabets in Telangana language.

Find out the following information about Telangana .

- a) Capital of Telangana.
- b) Total area covered by the state.
- c) Famous festivals of Telangana .
- d) Name the famous dance form of Telangana.
- e) Name of the famous Science center in Telangana.



EBSB PROJECT

- Write about traditional dress forms of Telangana .

Also draw the pictures and beautify it using old clothes, sequins, mirrors, colours etc.



Common for all

ENGLISH

Note: Do English work on separate sheets and keep them in a folder.

Reading:-



Reading helps children improve vocabulary, imagination, speaking, and writing skills. It also develops confidence and creativity. Read any one storybook during the holidays and write a neat book review on an A4 sheet.

Students should also be prepared to speak a few lines about the book in class.



SUGGESTED STORY BOOKS:


- a) Indian Mythology & Moral Stories
- b) Amar Chitra Katha
- c) 365 Tales from Indian Mythology
- d) Grandma's Bag of Stories
- e) Panchatantra Stories
- f) Jataka Tales



1. Read newspaper daily and find two vocabulary words.

❖ Write paragraphs on the given topic.(Word limit- 150 words)

➤ Paragraph Writing Topics.



- My Country
- My best friend
- What I want to be when I grow up

(Use same notebook for both)



- Write one article for school magazine. (English or Hindi)
- Learn complete syllabus done so far in all the subjects.



1. Activity: "My Green Mission"

World Environment Day is celebrated on 5th June to spread awareness about protecting our Earth. During your summer holidays, complete the following fun activity and become a Young Nature Protector.

Activity Instructions:

Complete any 3 activities from the list below and paste pictures/drawings in a scrapbook or A4 sheets.

- ❖ Plant a sapling and take care of it.
- ❖ Save water and write 5 ways you helped at home.
- ❖ Make a useful item from waste material.
- ❖ Keep water or grains for birds.
- ❖ Draw a colourful "Save Environment" poster.
- ❖ Say "No" to plastic bags and use cloth bags.
- ❖ Observe nature and Draw 5 things you saw around you.



2. Activity: "Yoga for Healthy Life"

International Yoga Day is celebrated on 21st June to teach us the importance of staying healthy and peaceful through yoga. During your summer holidays, complete this fun and healthy activity.

Activity Instructions:


- Practice any 3 yoga poses with family members.
- Draw the poses in a notebook/chart paper.

Write:

- Pose name and one benefit of each pose.

Example:

- Tree Pose — improves balance
- Cobra Pose — makes the back strong



3. Activity: " My super hero Dad"


You love your father very much, don't you? You do things together. Your father takes you out, plays with you, reads stories to you and does many more things.

Father's Day is a special occasion to show love and respect to our fathers for all the care, support and happiness they give us .

During your summer holidays , complete this joyful activity for your dad.

Activity Instructions:

- This father's day, make hand made sweet and serve him.
- Click the picture and paste on a coloured A4 sheet and write the recipe on the same sheet.



**ENJOY YOUR HOLIDAYS AND CREATE WONDERFUL
MOMENTS WITH YOUR FAMILY!**