



# Mukand

**MUKAND LAL PUBLIC SCHOOL, SAROJINI COLONY, YNR**

AFFILIATION NO:- 530294 SCHOOL CODE :- 40279

Website : [www.mlpschool.edu.in](http://www.mlpschool.edu.in) Contact No:- 01732-250092, 257513

Email id:- mlps2008ynr@mlpschool.edu.in

## **HOLIDAYS HOMEWORK**

### **CLASS: II**

### **SESSION ( 2026-27)**



***Ice creams melt and kites fly high,  
Summer brings smiles to every child!***

Dear Children,

Greetings

Summer holidays are the happiest and most exciting time of the year. After months of hard work, studies, and school activities, it is now time to relax, refresh, and enjoy the beautiful sunny days. Summer vacations give us a wonderful opportunity to spend quality time with our family and friends, explore new places, learn new skills, and create sweet memories that stay with us forever.

Holidays are not only meant for fun and games, but they are also a time to learn in creative and enjoyable ways. Reading storybooks, helping parents at home, planting trees, drawing pictures, dancing, singing, and playing outdoor games can make our holidays meaningful and enjoyable. Summer teaches us to stay active, cheerful, and positive while enjoying nature's beauty all around us.

This holiday homework has been carefully prepared to help you continue learning with joy and creativity. Complete your work neatly and sincerely while also taking enough time to rest and have fun. Try to discover something new every day and make good use of your free time. Remember, learning can happen everywhere — at home, in parks, during travel, and even while playing.

Drink plenty of water, eat healthy fruits, and take care of your health during the hot summer days. Most importantly, keep smiling, stay kind, and spread happiness wherever you go.

May your summer holidays be filled with laughter, adventure, learning, and unforgettable moments.

**Wishing you a joyful, safe, and refreshing Summer Vacation!**

**Principal**

### *Some Tips to make holidays specials*

- **Start a Mini Garden**

Plant flowers, herbs, or vegetables in small pots or your backyard. Water them daily and watch them grow during the holidays.

- **Try “One New Thing Every Week”**

Learn a new skill every week like cooking, painting, dancing, cycling, origami, or photography.

- **Family Fun Night**

Arrange game nights, storytelling sessions, or movie evenings with your family to create joyful memories together.

- **Summer Reading Challenge**

Read interesting storybooks and make a list of new words you learn. You can also share stories with friends and cousins.

- **Nature Exploration Day**

Observe birds, butterflies, trees, and clouds around you. Draw or write about the beauty of nature in a notebook.

- **Acts of Kindness ♥**

Help grandparents, feed birds, share toys, or donate old books and clothes. Small acts of kindness make holidays meaningful.

- **Screen-Free Adventure Time**

Spend more time playing outdoor games, cycling, flying kites, or enjoying picnics instead of using mobile phones and TV.

# **PEDDLER TO PROPELLER**

**( TRANSFORMATION IN TRANSPORTATION)**

Transportation has undergone a remarkable transformation, evolving from basic means of movement into a key driver of economic growth and global connectivity. From the age of steam engines to the emergence of electric and autonomous vehicles, this shift represents one of the most significant technological changes in human history. Today, transportation is no longer defined only by speed, but also by sustainability, efficiency, and accessibility. The rise of smart mobility, supported by digital technologies like artificial intelligence and the Internet of Things, is making travel safer, smarter, and more reliable. Innovations such as electric vehicles, high-speed rail, and advanced transit systems are reshaping how people and goods move across the world. At the same time, the transition toward eco-friendly transport is playing a crucial role in reducing pollution and addressing climate change. Overall, the future of transportation lies in clean energy, automation, and seamless integration of different modes, bringing societies closer and enabling greater global collaboration.

## ENJOY IT AS YOU WOULD BUTTER OR CHEESE, OR AS ICE CREAM OR YOGHURT

We celebrate “ World Milk Day” on June 1. It is important to include milk in your diet today for your healthier body. Plan a tour to Dairy Farm with your family and click pictures.



### ➤ MY SUPER HERO

**“Dad is the quiet strength that turns dreams into reality .”**

On the occasion of father’s day, make your father feel special by collecting his childhood pictures, finding all his favorite things . Make a beautiful collage with all these things on A3 size sheet.




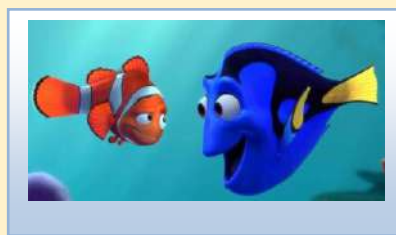
### ➤ “Let’s nurture the nature, so we can have a better future”

To celebrate environment day on June 5, let’s create any small 3 – D model of any E-Transport using waste material.



### ➤ Watch these **English movies** during the break to enhance your vocabulary and speaking skills

- Finding Nemo
- Inside out
- A beautiful mind
- The lion king



➤ Reading makes you smarter as it keeps the brain active and engages you in thought and process. So read the moral stories books

- Ruskin Bond Great Stories For Children
- My First Sudha Murty Collection
- The Lion Inside
- We're All Wonders

# PROJECT WORK

## Roll NO. 1-3

- ❖ Make a 3-D Model of ship /cruise ( max height 1.5 feet)
- ❖ Draw a picture of the same ship on full white chart paper and colour it beautifully using poster colours.
- ❖ Using paper origami, make 5-6 paper boats.


<https://www.youtube.com/watch?v=Xz7XBVLKnQo>



## Roll No. 4-6

- ❖ Make a 3-D model of bullock cart. ( approx. 1.5 feet)
- ❖ Draw the picture of bullock cart of full white chart paper and colour it beautifully using poster colours.
- ❖ Using paper origami, make 5 beautiful pigeons


<https://www.youtube.com/watch?v=v8DAYhDdLTE>



## Roll No. 7-9

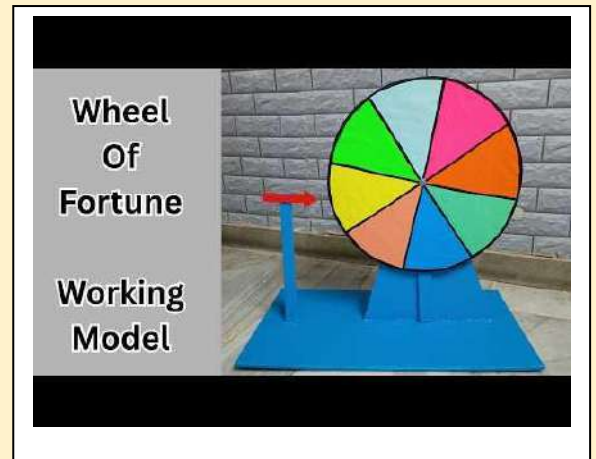
- ❖ Make a 3-D model of submarine using big cardboard box.
- ❖ Draw different pictures which show uses of wheel on full white chart paper.
- ❖ Using paper origami ,make 5-6 colourful fans

[https://www.youtube.com/watch?v=fZSDUFpR\\_xA](https://www.youtube.com/watch?v=fZSDUFpR_xA)



### Roll No.10-12

- ❖ Make a spinning wheel model showing transformation in transportation
- ❖ Draw the same picture beautifully on big white chart paper
- ❖ Use waste bottles to make toy train(  
<https://www.youtube.com/watch?v=d7l8Ndu-TmA>)



### Roll No. 13-15

- ❖ Make a model of smart city showing transportation facilities.
- ❖ Draw a picture of Modern city with advance transport on full white chart paper and colour it beautifully using poster colours.
- ❖ Make a bridge using ice cream sticks.  
<https://www.youtube.com/watch?v=-j00kVBLtdA>



### Roll No. 16-18

- ❖ Make a model of ancient/ old city with its transport facility. It should be big.
- ❖ Draw a picture of early man using wheel. Colour it beautifully using poster colours.
- ❖ Make small paper rockets using paper roll and colourful sheets.  
<https://www.youtube.com/watch?v=roman-city-model>



### Roll No. 19-21

- ❖ Make a model of invention of wheel using 3-D materials.
- ❖ Draw a picture of cycle and car on two different chart papers. Make them in cartoonic way. Use full white chart paper.
- ❖ Make 2 small cycles using bangles, bottle caps etc.  
[https://www.youtube.com/watch?v=su\\_F-hRcapU](https://www.youtube.com/watch?v=su_F-hRcapU)



### Roll No. 22-24

- ❖ Make a 3-D model of Metro train using cardboard boxes.
- ❖ Draw a metro station scene on full white chart paper. Colour it beautifully using poster colours.
- ❖ Make birds using paper origami technique.

<https://www.youtube.com/watch?v=1GuA7TjVWbU>



### Roll No. 25- 27

- ❖ Make huge 3-D model of aeroplane using cardboard box.
- ❖ Draw a picture of aeroplane on full chart paper , colour it using poster colours.
- ❖ Make 2 small models of hot air balloon using small basket, balloons and straw.

<https://www.youtube.com/watch?v=QSE7Xay5844>



### Roll No. 28-30

- ❖ Make a big 3- D model of E-Rickshaw.
- ❖ Draw a picture of flying car on big white chart paper and colour it beautifully.
- ❖ Make 3 small aeroplanes using ice cream sticks.



### Roll No. 31- 33

- ❖ Make 3 –D model Wagon or chariot using cardboard sheets or boxes.
- ❖ Draw a picture of astronaut with a rocket on full white chart paper. Colour it beautifully using poster colours.
- ❖ Using plastic bottle make small rocket.

<https://www.facebook.com/DIYCraftsTV/videos/diy-elegant-wagon-with-chest-using-cardboard/2995962533954106/>



Roll No. 34-36

- ❖ Make a 3- D model of flying car using cardboard box. Make it creative and innovative.
- ❖ Draw a picture of electric scooter on full white chart paper.
- ❖ Make a small model of bus using empty shoe box.



<https://www.youtube.com/watch?v=8RaGJdH4PgY>

## ENGLISH WORKSHEET

### PICTURE COMPOSITION

Write few lines about the picture below. You may use the words in the boxes to help you.



duck, ice-cream, grass, chair, man, pond,

---

---

---

---

---

---

---

# Picture Composition

Describe the above picture in five sentences with the help of the clue words:

(park, fountain, rabbits, children, greenery)



---

---

---

---

---

---

---

---

# Reading Comprehension

Read the short passage and answer the questions.

## The Dog and the Shadow

It happened that a Dog had got a piece of meat and was carrying it home in his mouth to eat it in peace. Now on his way home, he had to cross a plank lying across a running brook. As he crossed, he looked down and saw his own shadow reflected in the water beneath. Thinking it was another dog with another piece of meat, he made up his mind to have that also. So he made a snap at the shadow in the water, but as he opened his mouth the piece of meat fell out, dropped into the water and was never seen more.



1. What animal was crossing a board?  
\_\_\_\_\_
2. What did the dog have in his mouth?  
\_\_\_\_\_
3. What did the dog see in the running brook?  
\_\_\_\_\_
4. What is the moral of the story?  
\_\_\_\_\_

## HINDI HOLIDAYS HOMEWORK

हिंदी ग्रीष्मावकाश कार्य कक्षा दूसरी

### 1. Roll no:-(1-7)

स्क्रेपबुक में परंपरागत तथा आधुनिक पानी वाले वाहनों के चित्र लगाइए तथा उनकी पाँच-पाँच विशेषताएँ लिखिए।

### 2.Roll no:-( 8-14)

स्क्रेपबुक में परंपरागत तथा आधुनिक धरती पर चलने वाले वाहनों के चित्र लगाइए तथा उनकी पाँच-पाँच विशेषताएँ लिखिए।

### 3.Roll no:-( 15-21)

स्क्रेपबुक में परंपरागत तथा आधुनिक आसमान में उड़ने वाले वाहनों के चित्र लगाइए तथा उनकी पाँच-पाँच विशेषताएँ लिखिए।

### 4.Roll no:- (22-28)

यातायात के साधनों की सुंदर वॉल हैंगिंग बनाइए।

### 5.Roll no:-(29-36)

क्या हो यदि सभी यातायात के साधन गायब हो जाए और आप पैदल यात्रा करें। पैदल यात्रा की अच्छाइयां तथा परेशानियां उत्तर पुस्तिका में लिखिए।



### Theme : Art from the Earth

Kulad Painting- Use a traditional clay cup( Kulad) and decorate it with a vibrant folk patterns or dots.

<https://www.youtube.com/shorts/POWC--hT2kQ>

<https://www.youtube.com/shorts/e4vJK21niNQ>



# Computer-AI

## Let's Play , Learn, Explore & use of Digital Technology!

Play following Educational Games on Desktop Computer/ Laptop Computer / Mobile Phone and Enjoy!

### ➤ GCompris

{ Gcompris ia a free educational software suite comprising of many fun activities for children}

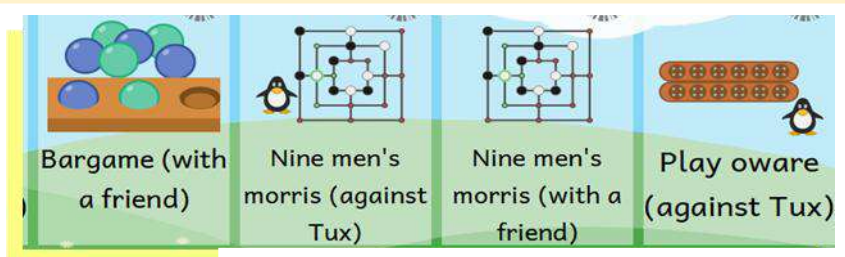
Download :- <https://gcompris.net/downloads-en.html> / Play Store( for Mobile )- Gcompris Educational Game

Here is the list of activity categories with some examples:



Download :- <https://gcompris.net/downloads-en.html> /Play Store( for Mobile )- Gcompris Educational Game

- ❖ Maze
- ❖ Memory games with images
- ❖ Balance Ball
- ❖ Compares Numbers
- ❖ Count the Items
- ❖ Numbers with Dice
- ❖ Numbers in Order
- ❖ Find Left & Right hand
- ❖ Assemble the Puzzle
- ❖ Word Number Memory Game



*These Activities increases the cognitive skills and spatial intelligence in students*



## **EK BHARAT SHRESHTHA BHARAT (EBSB) Project**



Telangana is a state in southern India. It was formed on **2nd June 2014** as the 29th state of India. The capital city is **Hyderabad**, which is also known as a major IT hub of India.

### **Location**

- Region: South India
- Capital: Hyderabad
- Neighbouring States: Maharashtra, Chhattisgarh, Karnataka, Andhra Pradesh



### **Important Cities**

- Hyderabad – Capital city and IT hub
- Warangal – Historical city
- Karimnagar – Agricultural and cultural area
- Nizamabad – Known for farming



### **Culture and Traditions**

Telangana has a rich cultural heritage.

- Festivals: Bathukamma, Bonalu
- Dance: Perini Shivatandavam
- Folk arts: Burrakatha, Oggu Katha
- Traditional dress: Saree (women), Dhoti/Kurta (men)



### **Food of Telangana**

Telangana cuisine is spicy and delicious.

- Hyderabadi Biryani
- Jonna Roti
- Sakinalu
- Pachi Pulusu



➤ **Make a beautiful project on the given topic. Collect pictures and paste them in a creative way in scrap file.**