



Mukand


MUKAND LAL PUBLIC SCHOOL, SAROJINI COLONY, YNR

AFFILIATION NO:- 530294 SCHOOL CODE :- 40279

Website : www.mlpschool.edu.in Contact No:- 01732-250092, 257513

Email id:- mlps2008ynr@mlpschool.edu.in

HOLIDAYS HOMEWORK CLASS: I SESSION (2026-27)



$$1+1=2$$
$$2+2=4$$

ABC

$$2+1=3$$
$$2+3=5$$

Dear Children

Greetings

Summer vacations are always exciting and overwhelming. Isn't it so? This is the time to take a break from the set routine, explore new interests, hobbies and reconnect with the loved ones.

During vacation you must engage in activities that stimulate your curiosity, broaden your horizons and expand your knowledge. Read books that ignite your creativity. Challenge yourself to learn something new, push your boundaries- whether it's learning a musical instrument, mastering a new sport or developing artistic skills, this is your time to shine and unlock your full potential.

Take care of your health. Go for a walk every day . Do exercise. Help your parents in household chores. Show that you care for them. Spend quality time with your grandparents. Listen to the beautiful stories of their past. Learn games that they used to play.

Above all, have fun! laugh, play, and enjoy the freedom that comes with this vacation.

A very creative and interesting holidays homework has been assigned to each one of you. Use your creativity to complete the projects given. Use eco friendly material. **USE OF THERMOCOL SHEETS OR PLASTIC SHEETS WILL NOT BE ACCEPTED AT ALL.** These projects will be assessed for internal grades and the best ones will be displayed in the annual exhibition.

Enjoy summer break to the fullest and bounce back to school with renewed energy, enthusiasm and a treasure trove of beautiful memories.

Happy Holidaying!!!

Principal

Some Tips to make holidays specials

- ❖ Have a Family dinner everyday
- ❖ Do some yoga , exercise or simple go for walk with your elders in the morning.
- ❖ Play board games with your parents & sibling and show them who is the smartest.
- ❖ Spend quality time with elderly person in the family or neighborhood. Ask them how they managed to solve their problems or Games they used to play when they were children.
- ❖ Pick up a hobby like learning a musical instrument, origami, fire less cooking, painting, art etc.
- ❖ Visit your relatives places of your interest. Take beautiful photograph and share with us.
- ❖ Lastly don't forget to do your Holidays Homework. Ensure that your work is neat , presentable and innovative .
Submit the Homework once the school reopens.

Have Lots of Fun

A Journey from Huts to High Rises

Have you ever wondered how people lived long ago? They stayed in simple huts made of mud and straw, close to nature. Over time, with new ideas and inventions, these huts changed into strong houses, tall buildings, and modern cities.

And the journey is still going on! 

In the future, we will live in smart homes with robots, solar energy, and eco-friendly systems.



"Huts to High Rises" is a journey of growth, imagination, and progress. Through this theme, you will explore the past, enjoy the present, and dream about the future while learning in fun and creative ways.



✦ READING ADVENTURE – OPEN THE MAGIC DOOR!

Books are like magic doors that take us to new worlds full of fun, learning, and imagination. When we read, we become thinkers, dreamers, and explorers!

✦ Your Adventure Task:

- ❖ Read any storybook of your choice.
- ❖ Draw your favourite character in a creative way.
- ❖ Write 4–5 simple sentences about the story on a colourful A4 sheet.



✦ Bonus Fun:

Narrate the story to your family in your own words with expressions and actions.

Suggested Stories

- ❖ Grandma's Bag of Stories – SudhaMurty
- ❖ The Magic Drum and Other Stories – SudhaMurty
- ❖ Panchatantra Stories (simple moral stories)
- ❖ Aesop's Fables
- ❖ The Very Hungry Caterpillar – Eric Carle

Here are some links

<https://youtu.be/DA-MGJe9sAo?feature=shared>

https://youtu.be/_vfm7zK_QTw?feature=shared

<https://youtu.be/prmG5EcEkfo?feature=shared>



- ❖ पंचतंत्र की कहानियां पढ़िए तथा अपनी पसंद के चरित्र का चित्रण कीजिए ,चित्र बनाइए तथा पाँच पंक्तियां लिखिए

Here is a clear, impressive, and well-structured version of your instructions:

🖼️ ✦ PICTURE COMPOSITION – CREATE YOUR OWN STORY BOOK!

Every picture tells a story—now it's your turn to become an artist and a writer!

🧠 Your Task:

✦ Draw all of the following scenes on separate drawing sheets:

- ❖ A village scene 🏠
- ❖ A city scene 🏙️

- ❖ A classroom scene 🏫
- ❖ A bedroom scene 🛏
- ❖ A park scene 🌳
- ❖ A garden scene 🌸

Colour each drawing neatly and beautifully.



Writing Part:

For each scene, write a picture composition (8–10 sentences) on a separate A4 sheet.



Presentation:

- Attach each drawing with its composition sheet.
- Compile all your work neatly in a handmade folder.

Father's day - A Bond of Love and Care

“Behind every confident child is a father who behaved first.”

A father is our first hero, our guide, and our strongest support.
 He loves us, cares for us, and works hard to make us happy.
 He teaches us good values and always stands by us like a strong pillar.

👨👩👧 Father's Day is a special time to say “Thank You”
 and show our love through small, meaningful gestures.



- ✚ Draw a big heart ❤️ Inside it:
- ✚ Draw or paste 2 happy memories with your father
- ✚ Create a word web (loving, caring, strong, kind, etc.)
- ✚ Write 4–5 lines for each memory on an A4 sheet.

GRATITUDE DAY - Doctor's Day

Let's thank our real-life heroes!
 Visit a nearby doctor/clinic.
 Gift a small plant as a token of gratitude.
 Click a photograph while giving the plant.



📄 Presentation:

- ✚ Paste the photograph on an A4 sheet. Decorate it neatly.
- ✚ Write a “Thank You Note” (3–4 sentences).
- ✚ 🧠 Skills Developed: Gratitude, social awareness

THINK GREEN, LIVE CLEAN

Let's care for our Earth!

🌿 Activities:

- ✚ Sow a seed and observe its growth.
- ✚ Click pictures and make a collage.
- ✚ Write 3–4 lines about the plant's growth.

💡 Follow these habits:

- ✚ Switch off lights and fans when not in use
- ✚ Save water
- ✚ Plant trees



➤ **Keep a small bowl of clean water for birds on the rooftop and feed with grains.**

📷 Paste pictures of your eco-friendly actions with captions.

🐅 ✨ TIGER DAY – “TIGER’S SECRET MESSAGE”

The tiger wants to tell us something important, but it needs your help to share its message

- ✚ Draw a big tiger face or full tiger on an A4 sheet .Colour it neatly.
- ✚ Inside the tiger's body (or around it), write 5–6 small words or short phrases like:
 - ✚ Save trees 🌳
 - ✚ Save animals 🐾
 - ✚ Clean forest
 - ✚ Love nature



PROJECTS (Creative & Theme-Based)

Roll No 1 – 5

- Make a Hut Model (Past Life) using clay, sticks, and straw. Show simple living and natural surroundings.
- ए-3 शीट पर अपने सपनों के घर का चित्र बनाइए तथा उसके बारे में 5 सरल वाक्य लिखिए।



Roll No 6 – 10

- Create a Kutcha vs Pucca House Model on one base to show change from old to modern houses.
- प्राचीन से आधुनिक घरों (झोपड़ी से इमारत) का परिवर्तन वालहैगिंग के रूप में प्रस्तुत करें।



Roll No 11 – 15

- Make a Village Scene (Past) with huts, trees, animals, and wells using eco-friendly material.
- चार्ट पेपर परबाई ओर झोपड़ी और दाईं ओर बड़ी इमारत बना कर बीच में रास्ता बनाइए और उसमें लिखें - मेहनत, शिक्षा, सपने।



Roll No 16 – 20

- Build a Modern City Model (Present) with buildings, roads, vehicles, and parks.
- पोस्टर पर गाँव के घरों का चित्र बनाइए (झोपड़ी, पेड़, खेतआदि)।



Roll No 21 – 25

- Make a Construction Process Model (how a house is built step by step).
- किसी प्रसिद्ध इमारत का सुंदर चित्र बनाए तथा उसके बारे में पाँच पंक्तियाँ लिखिए ।



Roll No 26 – 30

- Design a Smart Home (Future) with solar panels, robots, and modern features.
- फ़्लैशकार्ड्स के माध्यम से भूतकाल से वर्तमान तक रहने के स्थानों को दर्शाए (झोपड़ी → घर → इमारत) ।



Roll No 31 – 35

- Create a Helper in Home (machine/robot used in modern houses like cleaner, water saver, etc.).
- कागज से झोपड़ी और इमारत की छोटी कठपुतलियाँ बनाए उन्हें स्टिक (आइसक्रीमस्टिक) पर लगाए ।



Roll No 36 – 40

- Make a Green City (Future) showing clean energy, trees, and eco-friendly houses.
- टच एंड फील बोर्ड" तैयार करें - अलग-अलग सामग्री के छोटे-छोटे टुकड़े चिपकाकर नीचे उनके नाम लिखें (घास, ईट, लकड़ी) ।



Art & Craft

Theme- Magic on Stones!

✚ Create something extraordinary with stones



My Creative Hindi Journey- Hindi work means creativity and variety

1. उत्तर पुस्तिका में सुंदर लेख में 10 सुलेख लिखें ।
2. आ,इ, ई की मात्राओं से संबंधित 10-10 शब्द लिखिए ।
3. मात्राओं का पठन तथा अभ्यास कीजिए।

English:- Revise all the topics done in class.

Maths :- Revise all the topics done in class.

EVS:- Revise all the topics done in class.



Computer - AI

Let's Play , Learn, Explore & use of Digital Technology!

Play following Educational Games on Desktop Computer/ Laptop Computer / Mobile Phone and Enjoy!

➤ GCompris

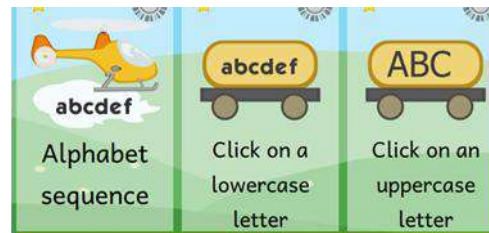
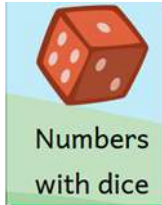
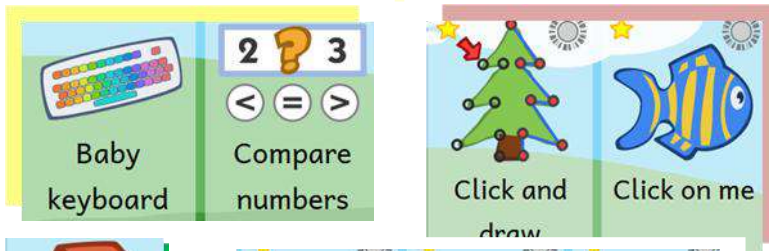
GCompris is a high quality educational software suite, including a large number of activities for children .
GCompris is free software.

Download :- <https://gcompris.net/downloads-en.html> / Play Store(for Mobile)- Gcompris Educational Game

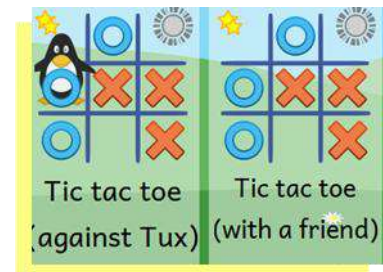
Here is the list of activity categories with some examples:



- Numbers with dice
- Falling letters
- Falling words
- Click on me
- The football game
- Find your Left and right hand
- Click on a lowercase letter
- Tic-Tac-Toe



These Activities increases the cognitive skills and spatial intelligence in students



4. Folk Song Activity

- Learn and recite one stanza of any Telugu folk song with expressions.

□ Optional: Record a short video while singing.

5. Dance Activity

- Learn a few steps of the famous Perini Dance or any Telangana folk dance.

