




**Mukand Lal Public School
Sarojini Colony, Yamuna Nagar**

Holiday's Homework

Class - LKG

Session -2026-27





**Sunshine smiles and skies so blue,
Adventures wait in all we do.
Lazy days and starry nights,
Summer brings the sweetest sights.**

Dear Parents

We know Summer Vacations are the time of the year when you get an opportunity to spend leisure time with children. It is the best time to connect with them. To assist you in planning, we have crafted some simple yet creative activities which will help you keep your little ones away from the sun when required and still keep them constructively occupied. They are going through the golden phase of life, when their curious mind is all set to explore and indulge learning in a fun filled way.

So, let's channelize their energy and help them to become more independent, caring, confident and beautiful human beings. May you cherish the memories created during this Summer Holidays throughout your life.

Best Regards



Mukand Lal Public School, Sarojini colony, YamunaNagar
Affiliation Number 530294, SchoolCode40279
Website www.mlpschool.edu.in Phone Number 0173250092, 257513

HOLIDAYS HOMEWORK

CLASS-LKG

SESSION-2026-27

Each new day is a gift filled with joy, kindness and blessings.

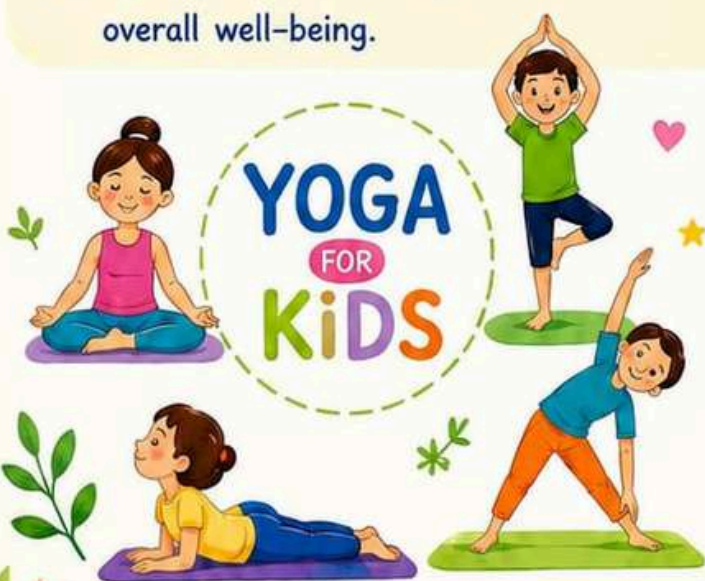
This summer, let's begin every morning with a happy heart and a thankful mind.

- Summer heat can make outdoor exercise uncomfortable and potentially dangerous.
- By waking up early, you can take advantage of the cooler morning hours to enjoy activities like running, walking, or cycling without the intense heat. Waking up early in the summer to exercise can significantly boost your fitness and overall well-being.



- Start your day with yoga and prayer. It can create a calm and mindful atmosphere, especially when practiced regularly with grandparents. This practice helps foster a deeper connection between generations and promote a sense of inner peace and well-being.

- Sharing this experience with your grandparents strengthens family bonds and creates lasting memories.



3 GOOD HEALTH AND WELL-BEING



17 PARTNERSHIPS FOR THE GOALS



CLICK PICTURES AND SHARE THEM
BY AND BEFORE JUNE 19, 2026.





“Kids like eating with their families. Laughter at the table makes mealtime fun! Sharing stories, passing dishes, and enjoying each other’s company helps build strong family bonds. When everyone gathers around, meals become more than just food — they become happy memories.”



THE MORE WE LEARN, THE MORE FUN WE HAVE

हिंदी भाषा हमारी पहचान

- स्वर (अ-अः)का अभ्यास करें।

E.V.S

REVISE-

- All about me
- Places and Safety

LEARNING IS FUN

WRITING IS FUN



Do the given work in 2 in 1 notebook.

ENGLISH	<ul style="list-style-type: none"> • Write letter L, T, H, I, E, F, Z, A, X, Y, K, N, M
MATHS	<ul style="list-style-type: none"> • Write number 1,2,3,4,5 • Counting (1-5)





FUN WITH GAMES

Make your child play the following suggestive indoor activities at home with all the family members to make the Summer Vacations fruitful and enjoyable.



Ludo



Scavenger Hunt



Marble Run



Sand Pit



Tape Maze



Hopscotch



Building of Blocks



Snake and Ladder





LIFE SKILLS



Life skills refer to the skills which help the child to become confident and independent in life. Encourage your ward to do the following activities :-

1



Button your shirt

2



Learn to make your bed

3



Learn to fold clothes

4



Dress yourself

5



Arrange your books neatly

6



Learn to set the table

7



Chew with your mouth closed

8



Make your own meal

9



Learn these lifeskills.

Make a short video while doing **any two** of these skills and share the video with the teacher by or before **15.6.2026**





MOTOR SKILLS



Motor skills are actions that involve the movement of muscles in our body.

It is vital to work on the motor skills of our children at this age.

Encourage your ward to do the following activities :-



Make a paper clip chain

Helps in hand coordination and finger strength.



Dribble your ball

Improves hand-eye coordination and body control.



Tell a story using puppets

Encourages imagination, expression and confidence.



Play with Lego

Builds creativity, problem-solving skills and hand strength.

Our actions support the Sustainable Development Goals!



Stay active and maintain a healthy life.



Learn and develop new skills every day.




Every child can learn, grow and succeed.



Working together creates a better world.




EXPLORE NATURE

Step outside, look around, and discover the magic of the natural world! 

SUSTAINABLE DEVELOPMENT GOALS



1 NATURE SCAVENGER HUNT

Get curious and explore! Find and collect natural treasures around you. 




STEPS:

- 1 Take a bag or basket with you when you go outside.
- 2 Find the items from the list. Look under leaves, around rocks, and near trees!
- 3 Collect what you find. Be kind—leave living things where they are.
- 4 Come back and show your treasures. Which one is your favorite?

LOOK FOR:

- A green leaf 
- A smooth rock 
- A brown leaf 
- A small stick 
- A flower 
- Something round 
- Something different and interesting! 

2 LEAF PRINT ART

Turn nature's beauty into art using real leaves! 




STEPS:

- 1 Go outside and collect leaves of different shapes.
- 2 Coat the back of the leaf with paint.
- 3 Press the leaf, painted side down, onto paper.
- 4 Gently lift the leaf to reveal your print.
- 5 Let it dry. Add more prints and create your masterpiece!

TIPS:


-  Use bright colors for best prints.
-  Try different leaves for different patterns.
-  Make cards, bookmarks or wall art!



Be a nature explorer! Look with your eyes, listen with your ears, and protect with your heart. 

 Stay curious.

 Be kind.

 Protect nature. 

MY LITTLE GREEN FRIEND

Plant it today, enjoy it every day!

Let's grow a beautiful plant and watch it grow with our love and care!



YOU WILL NEED:

- A small pot or cup
- Seeds (moong, wheat or any plant seed)
- Soil
- Water
- A spray bottle or small watering can
- Colour pens or stickers



ACTIVITY: DECORATE & GROW

- ♥ Decorate your pot or cup with colours, stickers or drawings.
- ♥ Fill it with soil and make a small hole in the middle.
- ♥ Put the seeds in the hole and cover them gently with soil.
- ♥ Water it lightly using a spray bottle or watering can.
- ♥ Place it in sunlight and watch your plant grow!

WHAT WILL HAPPEN?

In a few days, tiny sprouts will come out. Keep watering it and your plant will grow bigger and stronger!

DON'T FORGET!

Plants are our green friends. Take care of them and they will make our world beautiful!



MY PLANT GROWTH JOURNEY

DAY 1



Seeds in the soil

DAY 5



Tiny sprouts appear

DAY 12



Little plant grows

DAY 25



My plant is growing strong!

Click a picture with your plant, paste it in your scrapbook and share it with your teacher!

BE KIND TO PLANTS,
THEY MAKE OUR PLANET
HAPPY! ♥



HAPPY FATHER'S DAY!

THANK YOU FOR BEING MY SUPERHERO!


A hug, a smile, a helping hand,
With you, Dad, life's just so grand!
This Father's Day, let's celebrate
the love, care and joy you create!

FUN ACTIVITIES FOR KIDS

DAD INTERVIEW

Ask your dad some fun questions like:

- What was your favourite toy?
- What do you love most about our family?
- What was your childhood dream?



TOGETHER TIME CHALLENGE

Plan a special activity to do together, like:

- Cook his favourite snack
- Play a board game
- Go for a walk or ride
- Watch his favourite movie

And spend quality time!



LET'S ALSO CARE FOR OUR WORLD!

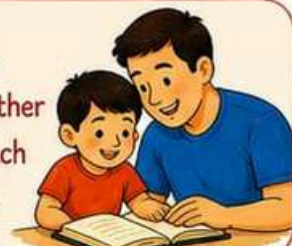
3 GOOD HEALTH AND WELL-BEING

Take care of your health and stay active with your dad!



4 QUALITY EDUCATION

Learn new things together and help each other grow!



Click beautiful pictures while doing these activities and share with your class teacher by or before **JUNE 18, 2026.**

THANK YOU, DAD, FOR EVERYTHING YOU DO! YOU ARE THE BEST!



Little Listener and Learner



Sharing a bedtime story creates quality time between parents and children. This special moment builds security, strengthens the emotional bond, and creates beautiful memories that last forever.



Reference Books:

- ★ The Little Red Hen
- ★ The Ant and the Grasshopper
- ★ The Ugly Duckling
- ★ Goldilocks and the Three Bears
- ★ The Rabbit and the Tortoise



Flashlight Fun Activity!

- ✓ Once your child is in bed, give them a flashlight.
- ✓ Turn off the main light and explore different objects with the flashlight (toys, books, wall, etc.).
- ✓ Ask your child to describe what they see - shapes, shadows, colours.
- ✓ Whisper, laugh, and make up a silly story together!



Our actions support the Sustainable Development Goals!



Promotes learning and imagination.



Supports mental well-being.



Strengthens emotional bonds.



Builds strong, connected families.



Working together for a better future.



Every story shared and every laugh whispered brings you closer. Enjoy these little moments!



WORLD ENVIRONMENT DAY



World Environment Day is celebrated every year on June 5, a global event to raise awareness and encourage action for the protection of our environment. It reminds us that protecting the earth is everyone's duty. Even small actions like planting a tree can bring a big change. Let's celebrate the day by taking a pledge to care for our planet!



NEW ACTIVITY FOR KIDS

MY GREEN PLEDGE HANDPRINT TREE

Let's make a tree using our handprints and pledge to protect nature!

YOU WILL NEED:

- Green paint
- A4 sheet
- Brown sketch pen or crayons
- Water colours
- Brush or sponge



STEPS:

- 1 Paint your hands with green paint.
- 2 Make handprints on the A4 sheet to form the leaves of the tree.
- 3 Draw the trunk with a brown sketch pen or crayon.
- 4 Decorate with drawings or stickers and write your green pledge at the bottom.



GREEN PLEDGE IDEAS

- I will save water.
- I will plant more trees.
- I will keep my surroundings clean.
- I will say no to plastic.
- I will protect animals and birds.

OUR ACTIONS SUPPORT THE SUSTAINABLE DEVELOPMENT GOALS!



Small steps today, a better tomorrow! ♥

Take a picture with your activity and share it with your teacher by June 3.

Together, we can make our Earth a better place to live!



SAVE WATER PLEDGE



Let's be little heroes and save water every day! ♥

Dear Little Water Protectors,
Even a small step can save a big amount of water!



MY WATER PLEDGE

I promise to use water wisely and not waste it.
I will help save water every day! ♥



Name: _____

WHY SAVE WATER?

- Water is important for all living things.
- Fresh water is limited.
- Saving water keeps our Earth healthy and happy!



WATER SAVING TIPS



Turn off the tap while brushing.



Use a bucket instead of a shower.



Do not play with water.



Reuse water whenever possible.



OUR GOALS, OUR FUTURE!



GOAL 6: CLEAN WATER AND SANITATION

Ensure availability and sustainable management of water and sanitation for all.



GOAL 13: CLIMATE ACTION

Take urgent action to combat climate change and its impacts.



FUN PLEDGE ACTIVITIES FOR LKG KIDS

HANDPRINT WATER EARTH ♥

Make Earth using your handprint and add blue drops around it.



DIY SAVE WATER POSTER ♥

Make a beautiful poster on "SAVE WATER" with drawings, colors and slogans. Make your poster on an A3 sheet.



LITTLE NATURE PROTECTORS

Let's explore, imagine and create wonderful things with our little hands and big hearts! ❤️

Care for Nature Today, Better Tomorrow! ❤️

Fun
Learn
Create
Grow

1. BIRD FEEDER MAKING

Let's build a bird feeder and help our little feathered friends.



Be kind to birds ❤️

2. STONE PAINTING

Paint happy faces and nature friends on stones – bugs, smiley flowers, sun, leaves and more!



Let your creativity shine! ❤️

3. BEST OUT OF WASTE

Recycle and create!
Turn waste into wonderful things.




Reduce Reuse Recycle ❤️


Small hands can do big things to protect our beautiful Earth!
Let's be little nature protectors every day! ❤️




Decorate the picture by tearing and pasting paper. (LKG Zinnia)



**Colour the picture beautifully and
decorate the nest using twigs.
(LKG Orchid)**




**Colour the sheet beautifully and paste cotton on the rabbit and bindi on the mushroom.
(LKG Daisy)**



**Decorate the sheet by using glitter.
(LKG Pansy)**



Colour and decorate the sheet by pasting paper leaves and crayon shavings on the stem.(LKG Jasmine)



Colour the sheet beautifully and decorate the tree by making small paper balls. (LKG Orchid)




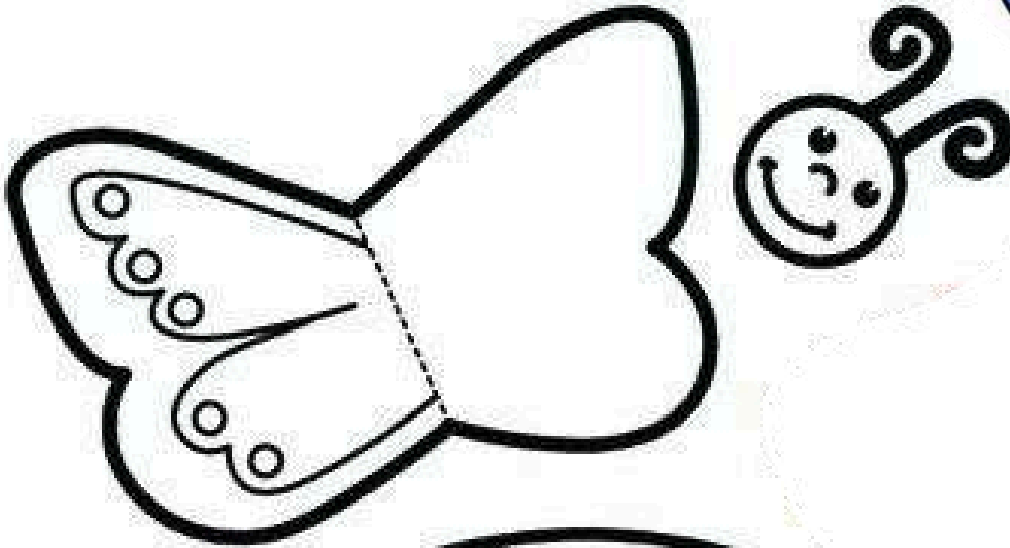
Colour the sheet beautifully by pasting paper leaves and twigs in the nest. (LKG Daisy)



**Decorate the sheet by pasting pulses
and pom-poms.
(LKG Zinnia)**



**Colour, fold & paste the butterfly neatly.
Decorate the flower and background beautifully
with bright colours and glitter.
(LKG Pansy)**



**Decorate the sheet with thumb impressions and paste bubble wrap to make a beehive.
(LKG Jasmine)**

