

**MUKAND LAL PUBLIC SCHOOL, SAROJINI COLONY,  
YAMUNANAGAR**



**AFFILIATION – 530294**

**SCHOOL CODE – 40279**



# **HOLIDAYS HOMEWORK**

**CLASS – UKG**

**SESSION – 2026-27**

**Website – [www.mlpschool.edu.in](http://www.mlpschool.edu.in)**

**CONTACT NO. - 01732250092,257513**



## **Hooray ! it's summer break !**

To our wonderful UKG superstars , you have worked so hard this year ! you have learned your ABC's , mastered your 123's and made som many friends. Now, its time to put down the pencils and pick up the play dough.



Here is your guide to having a gala summer break filled with sunshine and smiles !

### ***MISSION: HAPPY HOLIDAYS!***

Complete these fun “missions” during your vacation:

- ❖ Golden Sky Mission- Enjoy the colours of sunrise and sunset every day
- ❖ Story Mission – Read or listen to 1 story daily
- ❖ Creative Mission – Draw, colour, or make something new
- ❖ Health Mission – Drink water & eat fruits every day
- ❖ Helping Mission – Help your parents in small ways
- ❖ Kindness Mission – Say “Thank you” and “Please”

**ACTIVITY** – Make a calendar of your birthday month on A4 size sheet. Highlight your birthday and paste pictures if your or any family member’s birthday falls in the same month. Like – shown in the picture. Use your creativity.



**Handmade Folder** - Let the child learn how to organize and manage his/her documents. So, with the help of parents, let the child make a folder with handmade sheets (as shown in pics). Write name of the child on it. Child will be using it in the class to keep his/her worksheets.



# Fun Activities

## STAY COOL AND SWEET

**Homemade popsicles** – Ask a grown up to help you freeze fruit juice or yogurt in small cups. They are the best treat after playing outside!



## BE A LITTLE ARTIST

**Sidewalk Masterpieces** – Use colourful chalks to turn your driveway into a gallery.

## ADVENTURE FROM YOUR COUCH

**Picture book picnic** – spread a blanket on the floor, grab your favourite snacks and read the pictures in your story books.



## **KINDNESS CORNER**

Set up a small corner with water bowls and feeders for birds. Feed the birds with love and watch happiness fly around you.



## **CLEAN UP DRIVES**

Keep your surroundings clean to make a happy and healthy world. Go into neighbourhood parks with your parents ,look around and clean up the area if dirty.

**Learn to recycle papers and bottles.**

## **“NO ELECTRICITY HOUR” CHALLENGE**

Switch off lights and gadgets for one hour and enjoy storytelling , games or drawing with your parents and spend some quality time.



**Note - Click beautiful pictures of above activities and send it to the class teacher.**

## WORLD MILK DAY

Milk Flavour Taste & Tell


1st June – World Milk Day

“Taste the Flavour, Share the Joy of Milk!”

Taste different flavours of milk like chocolate, strawberry, banana, and plain milk. After tasting, identify the flavour and share your experience with your parents at home.

Explore different milk flavours and understand the importance of drinking milk for a healthy body.

**Click beautiful pictures/ short clips and send it to the class teacher.**



## YOGA DAY

*Yoga is not about touching your toes, it's about feeling good inside.*

To enjoy this fitness fest on 21<sup>st</sup> June, let's do YOGA. Do easy mindful movements (yoga poses) that increases concentration and energy. Click beautiful pictures , make a collage and send it by and before June 18,2026.



## **ENVIRONMENT DAY**

*Earth is a flower and most of us are just bees. It's time we started taking care of the garden."*

World Environment Day is celebrated every year on June 5 to inspire global action for the protection of our planet.

For the younger generation, this day is an opportunity to move beyond the classroom and connect with nature firsthand. By engaging in simple acts like planting a sapling, clearing litter, or learning to conserve water, children develop a lifelong sense of responsibility. Ultimately, the goal is to foster a "green mindset" where we treat every day as an opportunity to nurture and restore the environment we call home.

### **Seed Bombs"**

**Traditional planting can be messy. Seed bombs are a tactile, fun alternative. Mix clay, compost, and native wildflower seeds with a little water. Roll them into small balls like playdough. Once dry, "toss" them into nearby garden or in your own backyard. When it rains, the flowers grow!**

### **Mini garden**

**Take a coconut shell and paint it using water colours. Fill the shell with soil and gently place a seed inside it. water the seed regularly and keep it in sunlight to help it grow. This activity teaches you to reuse natural things and keep our Earth green.**

**Note – Click beautiful pictures and send it to the class teacher by and before June 3,2026**

# HAPPY FATHER'S DAY

Let the dad feel special as we celebrate Father's Day on **14 June 2026**. Make refreshing Mango Drink using different ingredients and serve to your dad.

Click the pictures while the little chef is at work.



♥ YOU ARE MY HERO ♥

## Work to be done in 3 in 1

<b>English</b>	<ul style="list-style-type: none"><li>• Write 'a' sound words.</li><li>• Sheet work – identify and name the picture (to be pasted in 3 in 1 notebook)</li></ul>
<b>Maths</b>	<ul style="list-style-type: none"><li>• Counting 1 – 100 (2 pages)</li><li>• What comes after</li><li>• What comes before</li><li>• What comes between</li></ul>
<b>EVS</b>	<ul style="list-style-type: none"><li>• Write body parts</li><li>• Sheet work – Love your planet (to be pasted in 3 in 1 notebook)</li></ul>
<b>Hindi</b>	<p>_Write letters – प, ष, फ, ग, म, भ, त, न, ट, ठ, द, व, ब, क, ल, ड, ङ, घ, ध, छ, य, थ, श, च, ज</p>

## Work To be done in scrap book –

Paste the pictures of body parts

Paste pictures of tools of various community helpers

# Identify And Name The Picture

man

cat

hat

tag

rat

van

bag

hat

man

can

A  has a .



A  has a .



A  has a .



A fat  in a .



A  has a .



# Love your Planet

Name: \_\_\_\_\_

Put a (♥) on the box if the pictures show care and concern for our planet Earth.



# Craft Work to be done

**Class – UKG RAINBOW**

<b>ROLL NO.</b>	<b>TOPIC</b>
<b>1-10</b>	<b>1 chart on Organic farming 1 crafty green chillies 1 crafty mango</b>
<b>11-20</b>	<b>1 chart on maintain hygiene 1 crafty Radish 1 crafty ladyfinger</b>
<b>21-30</b>	<b>1 chart on donate food 1 crafty watermelon 1 crafty cabbage</b>
<b>31-42</b>	<b>1 chart on keep your surroundings clean 1 crafty broccoli 1 crafty pumpkin</b>

# Craft work to be done

Class – UKG CLOUD

ROLL NO.	TOPIC
1-10	1 chart on “Pedal More, Pollute Less” 1 crafty sheet – EARTH 1 crafty planter using waste bottles
11-20	1 chart on from “Farm to Plate” 1 crafty bin by using waste material
21-30	1 chart on “Don’t waste food” 1 crafty paper bag using newspaper
31-42	1 chart on “Earth then and Now” 1 crafty wind chimes using waste material

# Craft Work to be Done

## Class – UKG Sun

Roll No.	TOPICS
1-10	1 - Chart on Zero Hunger 2 - Crafty Sheets (Burger and French Fries)
11-20	1 - Chart on Balanced Diet 2 - Crafty Sheets (Maggi and Pizza)
21-30	1 - Chart on Balanced Diet Plate 2 - Crafty Sheets (Samosa and Donut)
31-42	1 - Chart on Balanced Diet Pyramid 2 - Crafty Sheets (Cold Drink and Chips)

# Craft

## Work to be done

### ★ Class – UKG Star ★

ROLL NO.	Topic
<b>1-8</b>	1- Crafty Pineapple 1- Crafty Apple 2- Crafty sheets (Carrot and Cucumber)
<b>9-16</b>	1- Crafty Onion 1- Crafty tomato 2- Crafty Sheets (Onion and Tomato)
<b>17-24</b>	1- Crafty Lemon glass 1- Crafty milk glass 2- Crafty Sheets (Lemon and Glass)
<b>25-32</b>	1- Crafty Bunch of grapes 1- Crafty Cucumber 2- Crafty Sheets (Grapes and Apple)
<b>33-42</b>	1- Crafty Yellow Bell pepper 1- Crafty Red Bell peppers 2- Crafty sheets (Sandwich)

# Craft

## Work to be done

### ★ Class – UKG Moon ★

ROLL NO.	Topic
1-10	1- Chart on Recycling (3R) 2- Crafty sheets (spinach and broccoli)
11-20	1- Chart on Save Earth 2- Crafty Sheets (Pineapple and Egg)
21-30	1- Chart on Biodegradable and Debiogradable waste 2- Crafty Sheets (watermelon and mango)
31-42	1- Chart on Small Hands Big Help 2- Crafty sheets (Brown rice and chapati)

# Holiday activities



**Visiting landmarks**



**Visiting parks**



**Visiting zoos**



**Visiting markets**



**Taking photos**



**Flying kites**



**Going on cruises**



**Going on safaris**



**Taking nature walks**



**Exploring caves**



**Watching sunsets**



**Watching parades**



**Enjoying fireworks**



**Relaxing at resorts**



**Touring cities**



**Touring villages**



**Trying local food**



**Trying new sports**




**Dancing at festivals**




**Singing at karaoke**



Decorate the sheet with masoor dal




Decorate the sheet by pasting  
purple coloured pom poms




Decorate the onion with  
onion coloured wool




Decorate the tomato with  
tear and paste




Decorate the sheet with red, green and brown thermocol balls





Decorate the sheet  
With orange/lemon peels




Make it a vegetable sandwich using glitter powder




Decorate the sheet by pasting  
and colouring bubble wrap




decorate the lemon by using  
yellow glitter foam sheet



Decorate The Sheet With Yellow Paper Bits.




Decorate the sheet by yellow  
rolled papers



Decorate the sheet  
as shown in the picture




Decorate the egg shells with cotton and yolk with yellow wool



Decorate the sheet by pasting leaves on it



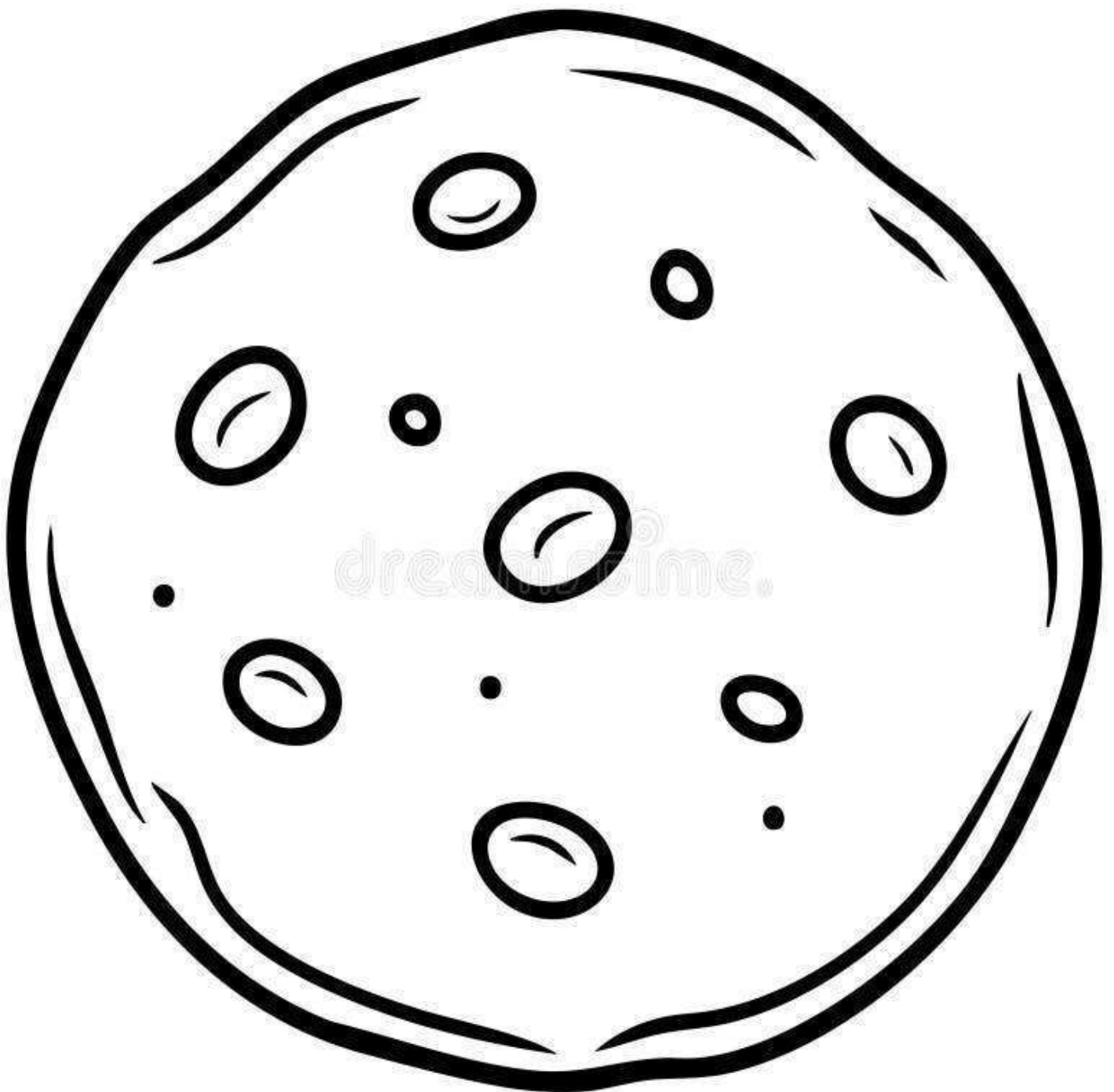
Decorate the sheet by  
pasting buttons on it




Decorate the sheet by pasting brown rice




Decorate the sheet by pasting black sesame seeds in the centre and doing ear bud impression outside to make it look chapatti



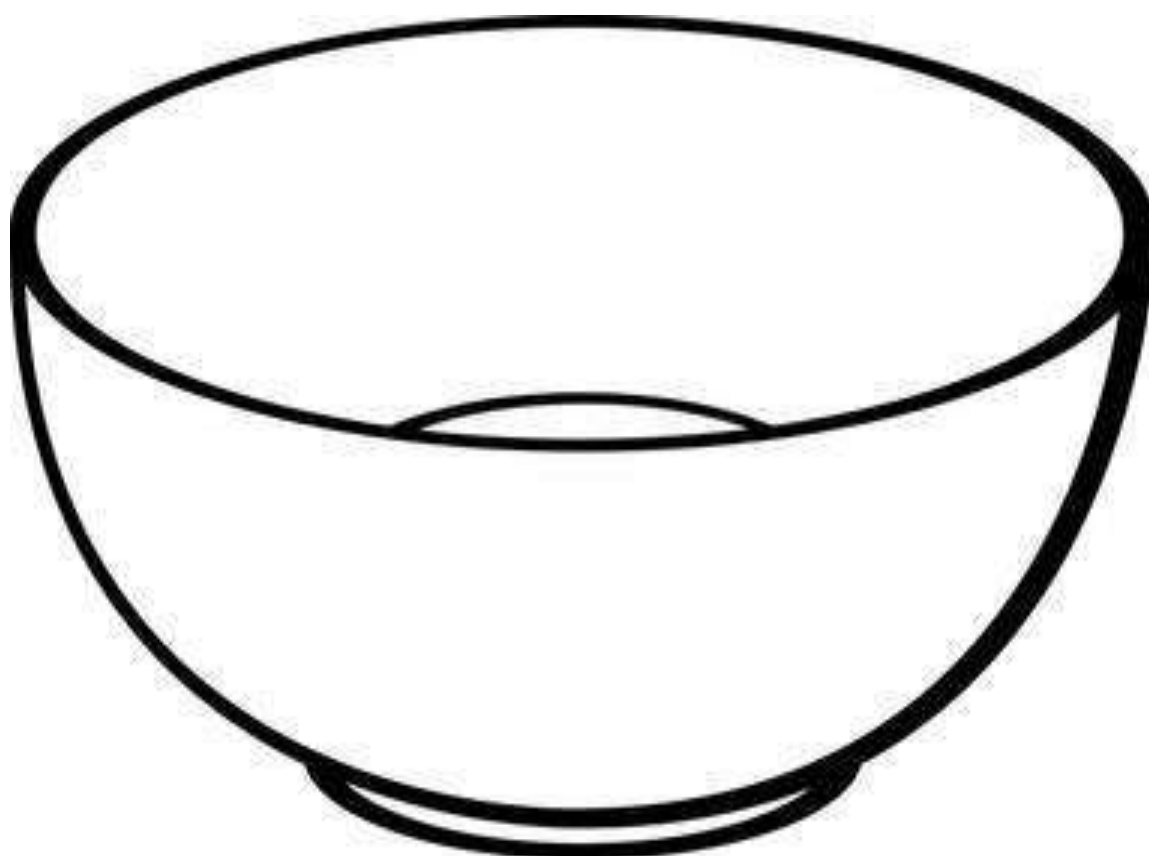

**Decorate it with crayons shavings**




**Make it a French fries box by  
decorating it with glitter sheet  
and ice cream sticks**




**Create a Maggie bowl using  
yellow wool**




**Decorate this pizza slice with paper cuttings**



**Decorate it with paper cuttings**



**Decorate it with ear bud impression**



**Decorate it with thumb impression**



iStock™  
Credit: Aratef

**Decorate it with small  
paper folding**

