



MUKAND LAL PUBLIC SCHOOL, SAROJINI COLONY YNR

AFFILIATION NO:- 530294 SCHOOL CODE :- 40279

Website : www.mlpschool.edu.in Contact No:- 01732-250092, 257513

Holidays Home Work

Class: V

Session (2023-24)

Some Tips to make holidays specials

- ❖ Have a Family dinner everyday
- ❖ Do some yoga , exercise or simple go for walk with your elders in the morning.
- ❖ Play board games with your parents & sibling and show them who is the smartest.
- ❖ Spend quality time with an elderly person in the family or neighborhood.
- ❖ Pick up a hobby like learning a musical instrument , origami , fire less cooking , painting , art etc.
- ❖ Lastly don't forget to do your Holidays Homework. Ensure that your work is neat , presentable and innovative . Submit the Homework once the school reopens.



*Summer Summer almost here
Let's give summer a bit fat cheer
Of this fact I'm surely clear
Summer is the best time of the year*

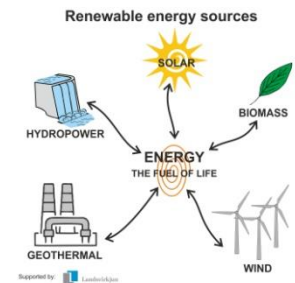
Affordable and Clean Energy

Lack of access to energy supplies and transformation system is a constraint to human and economic development. The environment provides a series of renewable and non-renewable energy sources i.e.

solar, wind, hydropower, geothermal, biofuels, natural gas, coal, petroleum and uranium. It ensures access to affordable, reliable, sustainable and modern energy for all.

Roll no 1 to 5

- **English:** i) Make a poster on Renewable Energy Resources
ii) Make a decorative wall hanging of types of Renewable Energy resources
iii) Write the story review in 80-100 words on an A4 sheet about the given story: **In the Kingdom of Fools**



- **Science:** Make a model of a Solar Cooker showing how solar energy can be used to cook food which can minimize our dependence on LPG and helps in saving fuel. You can use a pizza box or any Cardboard box to make it.



- **Maths:** i) Take a circular cardboard. Cut it into 16 equal parts. Distribute these 16 pieces among your Mom, Dad, Sibling, Friends and Relatives. Now tell the fraction of the cake that you have given to everyone by pasting those on drawing sheet. Decorate these pieces of cake using sequins and sparkle dust.
ii) Do the worksheets of chapter 1, 2 and 3.



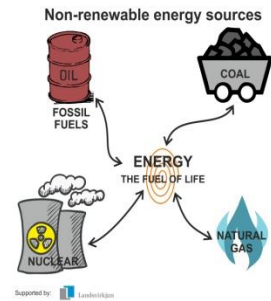
- **Social science:** Do the research work and write few lines on A4 sheet : What is solar cooker, How it cooks food? Write its advantages and disadvantages on A4 sheet
- **Hindi:** ऊर्जा संरक्षण विषय पर नारा लेखन व कविता लेखन संबंधित कार्य ।



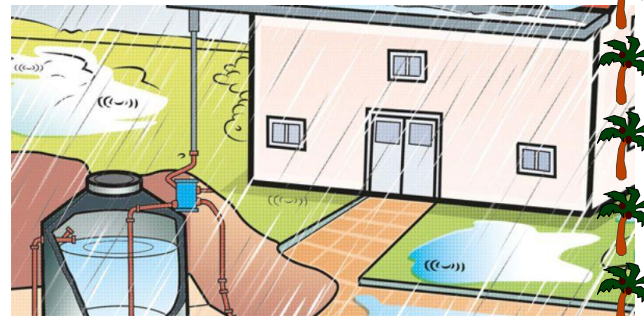
Roll no 6 to 10

- **English:**

- i) Make a poster on Non-Renewable Energy Resources
- ii) Make a decorative wall hanging of types of Non-Renewable Energy resources
- iii) Write the story review in 80-100 words on an A4 sheet about the given story: **The Happy Prince**




- **Science:** Make a working model of Rainwater Harvesting which shows collection of rain water from the roof tops to different tanks and then usage of collected rain water in generating electricity. You can also show various other uses of rain water harvesting in your model.



- **Maths:**

- i) Prepare a model of Robot using Geometrical 3d shapes.
- ii) Do the worksheets of chapter 1,2 and 3



- **Social science:** Do research work and write few lines on A4 sheet : What is rain? How we can use rain water to generate electricity. Can rainwater be used in some other ways? Write its advantages and disadvantages.

- **Hindi:** विभिन्न प्राकृतिक संसाधनों जैसे सूर्य, जल, वायु, मिट्टी तथा पौधे आदि के महत्व को दर्शाते हुए उसका सचित्र प्रस्तुतिकरण फ्लैश कार्ड के रूप में प्रस्तुत कीजिए ।

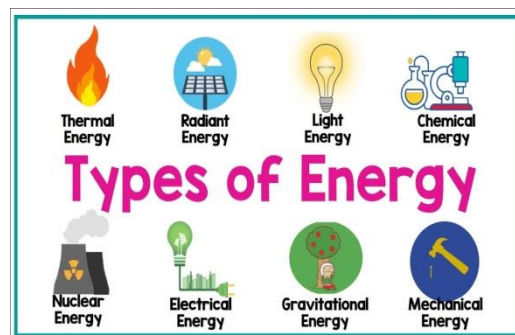


Roll no 11 to 15

- **English:**

- i) Make a poster of different types of energies
- ii) Make a Wall hanging of different types of energies
- iii) Write the story review in 80-100 words on an A4 sheet about the given story:

SnowWhite and the seven dwarfs




- **Science:** With the help of a working model show how wind energy can be used by farmers in their fields for watering their crops. Show the sprinkler method of irrigation that runs on wind energy.



- **Maths:**

- i) Prepare 3d shapes using coloured sheets, thread and paste it on cardboard sheet. Also mention number of faces, corners and sides of the shapes
- ii) Do the worksheets of chapter 1,2 and 3



- **Social science:** Do a research work and write few lines on A4 sheet:
What is wind energy? How it can be used in various ways? How sprinkler method is used to water the crops using wind energy? Write its advantages and disadvantages.

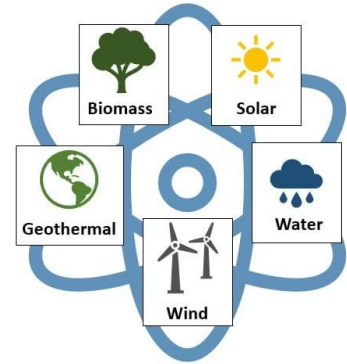


- **Hindi:** विभिन्न प्रकार की ऊर्जा (नवीकरणीय और गैर नवीकरणीय) का सचित्र प्रस्तुतीकरण चार्ट पेपर के माध्यम से कीजिए।

Roll No. 16 to 20

- **English:**

- i) Make a poster on types of Renewable sources of energy
- ii) Make a Collage on types of energies
- iii) Write the story review in 80-100 words on an A4 sheet about the given story: **The Sleeping Beauty**



- **Science:** Make an ecofriendly house generating power with solar energy.




- **Maths:** Create a spinning wheel showing Place value upto CRORES
Do the worksheets of chapter 1,2 and 3



- **Social science:** Do a research work and write few lines on A4 sheet: What is solar energy? How it can be used to generate electricity and use it in our homes? Write its advantages and disadvantages

- **Hindi :** ऊर्जा का अर्थ ,ऊर्जा के विभिन्न रूप तथा ऊर्जा का महत्व व संरक्षण पर जानकारी एकत्रित करते हुए उसका सचित्र प्रस्तुतीकरण शोध पत्र के रूप में कीजिए ।



Roll No.21 to 25

- **English:**

- i) Make a Poster on types of non-renewable Sources of energy
- ii) Make a Collage of types of energies
- iii) Write the story review in 80-100 words on an A4 sheet about the given story: **The Selfish Giant**



- **Science:** Make a working model of a small town / village / road that works completely on wind energy.



- **Maths:** Take two 3d shapes. Trace their nets on coloured paper and paste these cut outs on A4 Sheet. Also paste a real life object/toy related to the 3d shape in front of it whose net you have pasted.

- **Social science:** Do a research work and write few lines on A4 sheet : What is wind energy? How it can be used to generate electricity so that it can be used in small town near high wind areas. Write its advantages and disadvantages.



- **Hindi:** ऊर्जा संरक्षण विषय पर नारा लेखन व कविता लेखन संबंधित कार्य ।



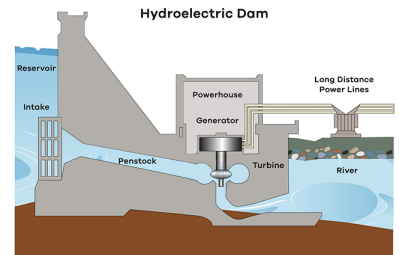
Roll No. 26 to 30

- **English:** Make posters on Facts about Affordable & Clean energy(2 posters each)


Write the story review in 80-100 words on an A4 sheet about the given story: **Jack and the Beanstalk**



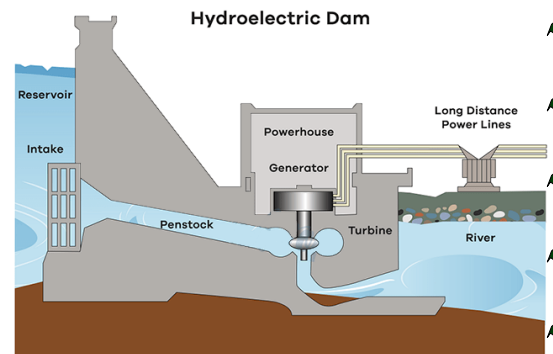
- **Science:** Make a hydroelectric dam working model that shows how energy of water is utilised to generate power.



- **Maths:** Draw a fraction bird or fraction fish using colourful sheets
Do the worksheets of chapter 1,2 and 3



- **Social science:** Do a research work and write few lines on A4 sheet : What is hydroelectric dam? How electricity is made by using water? Write its advantages and disadvantages.



- **Hindi:** विभिन्न प्राकृतिक संसाधनों जैसे सूर्य, जल, वायु, मिट्टी तथा पौधे आदि के महत्व को दर्शाते हुए उसका सचित्र प्रस्तुतिकरण फ्लैश कार्ड के रूप में प्रस्तुत कीजिए।



Roll No. 31 to 35

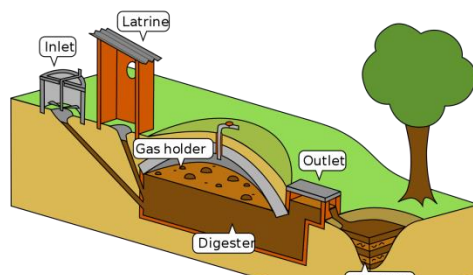
- **English:**

i) Target (7A) of Affordable & Clean energy is to **promote access to research, technology and investments in clean energy** and Target (7B) is to **expand and upgrade energy services for developing countries**. Make posters on each one of them (7A,B)



ii) Write the story review in 80-100 words on an A4 sheet about the given story: **The Frog Prince**

- **Science:** Make a model describing an ideal fuel that shows how biodegradable waste can be utilised. (Model of bio gas Plant)



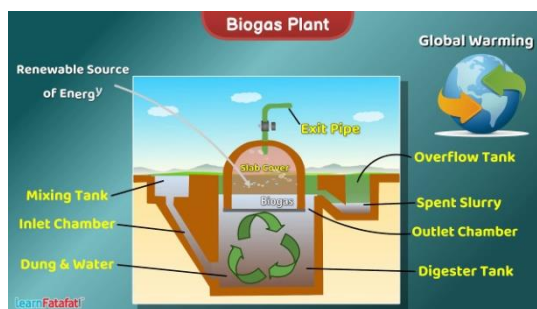
- **Maths:**

i) Make a 3d model of Toy train or Castle using Geometrical 3d shapes.

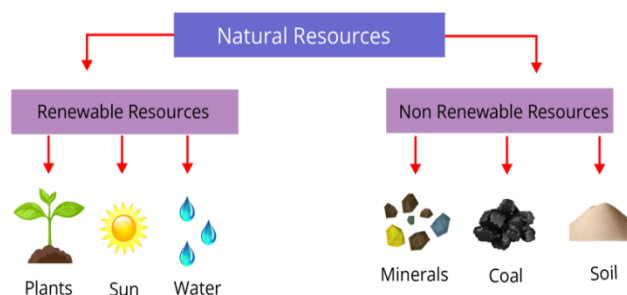


ii) Do the worksheets of chapter 1,2 and 3

- **Social science:** Do a research work and write few lines on A4 sheet: What is biogas plant? How waste material (biodegradable) can be used in making biogas. Write advantages and disadvantages.




- **Hindi:** विभिन्न प्रकार की ऊर्जा (नवीकरणीय और गैर नवीकरणीय) का सचित्र प्रस्तुतीकरण चार्ट पेपर के माध्यम से कीजिए।




Roll No. 36 to 40

- **English:** i) Targets (7.1) of Affordable & Clean energy is **Universal Access to modern energy** and Target (7.2) is to **increase global percentage of renewable energy**. Make posters on each one of them (7.1,7.2)

ii) Write the story review in 80-100 words on an A4 sheet about the given story: **Rapunzel**



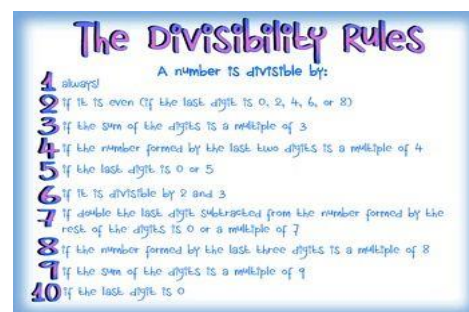
- **Science:** Make a model of water wheel generator that generates electricity.



- **Maths:**

i) Create a Colourful FESTOON of divisibility rules upto 10

- ii) Do the worksheets of chapter 1,2 and 3



- **Social science:** Do a research work and write few lines on A4 sheet: What is water wheel generator? How moving water can be used to generate electricity? Write its advantages and disadvantages.



- **Hindi:** विभिन्न प्रकार की ऊर्जा (नवीकरणीय और गैर नवीकरणीय) का सचित्र प्रस्तुतीकरण चार्ट पेपर के माध्यम से कीजिए ।

Roll No. 41 and above

- **English:**

- i) Make a poster showing Green Energy
- ii) Write a Slogan about how to save energy
- iii) Write the story review in 80-100 words on an A4 sheet about the given story: **The Golden Goose**

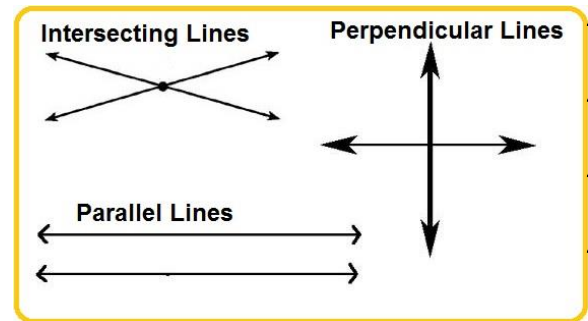
- **Science:** Make your own toy car that runs by using Solar energy

- **Maths:** Use parallel lines, Intersecting lines and Perpendicular lines to draw a beautiful modern art and fill it with bright colours.

Do the worksheets of chapter 1,2 and 3

- **Social science:** Do a Research work and write few lines on A4 sheet What is Solar energy? How it can be used to move vehicles? Write its advantages and disadvantages.

- **Hindi:** ऊर्जा का अर्थ ,ऊर्जा के विभिन्न रूप तथा ऊर्जा का महत्व व संरक्षण पर जानकारी एकत्रित करते हुए उसका सचित्र प्रस्तुतीकरण शोध पत्र के रूप में कीजिए ।



- **EBSB:**

Dear Students

To celebrate the unity in diversity of our nation EK BHARAT SHRESHTHA BHARAT (EBSB) program

is launched by CBSE. Its aim is to foster National Integration through linguistic literacy, cultural, sports, tourism and other forms of people to people exchanges.. Pairing state of Haryana is

Manipur.

So your EBSB Project work is based on the same. You all will make and maintain a State project

Notebook /File as per following instructions:

*Title Page

MUKAND LAL PUBLIC SCHOOL, SAROJINI COLONY, YAMUNANAGAR

‘EK BHARAT SHRESHTHA BHARAT’

Project

Session 2023-24

Name of Project: _____

Name of Student: _____ Name of Class Incharge:

Roll NO. : _____ Ms. _____

Class & Section : _____

Signature of Class Incharge : _____

*1stPage

- Make a colourful & beautiful map of state Manipur.

*2nd page

EBSB PROJECT

- Write Alphabets in Manipuri Language
- Write the following phrases in Manipuri:
 - a) Pardon Me.
 - b) Excuse Me.
 - c) I'm Sorry.
 - d) May I Help You?
 - e) I'll be highly obliged for this timely help
- Write about different types of Jewellery worn by people of Manipur. Paste pictures



along with (on A4 Sheet). Make any piece of jewellery worn by manipuri people using

craft material (Clay, Mirrors, stones, pearls etc)

Note: The whole project is to be done on designer A4 sheets(with lines) and to be brought in a file or folder to school

- *Let's Play with Technology*

- Complete the following activity on your Desktop Computer/Laptop Computer



1. Create a folder named 'Holidays' on the desktop of your computer
2. Create subfolders for different subjects for eg.'Hindi','Computer' in the 'Holidays' folder.
3. Move/save your holidays homework/previous work done for subjects from other drives into their respective folders.
4. Sort the files in the subfolders by their name.
5. Save your work on the desktop computer/laptop.

- Complete following live worksheets on Desktop Computer/Laptop Computer and click pictures while doing to practice file and folders management using the link given below:

<https://www.liveworksheets.com/hx3055071yy>

<https://www.liveworksheets.com/ac1002016gd>

- Create a MS-Word document and type at least 5 facts on 'Latest Inventions in the field of Computers.' .You can search the facts from newspapers, magazines or Internet.(Font Size-12, Font-Times New Roman).Save your work on the computer.



- Play following Educational Games and click pictures while doing on Desktop Computer/ Laptop Computer and Enjoy!

https://www.abcya.com/games/blue_box

<https://www.safekidgames.com/connect-dots>

<https://www.safekidgames.com/stacks-cut/>

<https://www.safekidgames.com/block-triangle-puzzle/>

These Activities increases the critical thinking and problem solving skills in students



- **Art:** Make a beautiful painting using different types of beads.

- ***Be a story teller***

'There is no friend as loyal as a book'.

Read any of your favourite story books, prepare a story for story narration activity. Using all the 5 elements of a story: plot, character, setting, theme and climax. Make beautiful props to enhance the presentation of your story. Get ready to make your friends awestruck after vacation.

STORY ELEMENTS



- **Note:**

- **Revise all the work done in class**
- **5th June is celebrated as World Environment Day. Create a Mini Garden to celebrate the day.**
- **June 18 is celebrated as Father's Day. Make a beautiful card for your father and arrange a small party for him to show your love for him. Click pictures and paste them on A4 sheet**



ENJOY YOUR HOLIDAYS AND CREATE WONDERFUL MOMENTS WITH YOUR FAMILY!