



MUKAND LAL PUBLIC SCHOOL, SARAJINI COLONY YNR

AFFILIATION NO:- 530294 SCHOOL CODE :- 40279

Website : www.mlpschool.edu.in Contact No:- 01732-250092, 257513

Holidays Home Work

Class: IV

Session (2023-24)



Some Tips to make holidays specials

- ❖ Have a Family dinner everyday
- ❖ Do some yoga , exercise or simple go for walk with your elders in the morning.
- ❖ Play board games with your parents & sibling and show them who is the smartest.
- ❖ Spend quality time with an elderly person in the family or neighborhood.
- ❖ Pick up a hobby like learning a musical instrument , origami , fire less cooking , painting , art etc.
- ❖ Lastly don't forget to do your Holidays Homework. Ensure that your work is neat , presentable and innovative . Submit the Homework once the school reopens.



*Summer Summer almost here
Let's give summer a bit fat cheer
Of this fact I'm surely clear
Summer is the best time of the year*

Climate Action

Climate change refers to the change in the environmental conditions of the earth. This happens due to many internal and external factors. The climatic change has become a global concern over the last few decades. Besides, these climatic changes affect life on the earth in various ways. If we do not do anything and things continue to go on like right now then a day in future will come when humans will become extinct from the surface of the earth. So to have awareness about the climate changes we have planned our homework related to climate action— We are the first generation to feel the impact of climate change and the last generation that can do something about it. So the holiday homework has been planned to create awareness among students and society.

Roll no 1 to 5

- **English:** Write few myths vs. facts of global warming on A4 size coloured sheet.
- **Science:** Make a chart showing ozone layer depletion due to large production of greenhouse gases from industries, vehicles and use of electronic gadgets.
- **Maths :** Make a 10x10 grid on an A4 colored or white sheet. Beautify its border using colored tape or any pasting material. Use sketch pens to draw the lines of the grid. Use different crayons for different multiplication tables from 1 to 10.
- **Social science:** Create a 3D Model illustrating green house effect. Children can use best out of waste material to construct the model.
- **Hindi:** ग्लोबल वार्मिंग तथा उससे प्रभावित होने वाले प्राकृतिक तत्व जैसे वृक्ष, जल, नदियां आदि को पोस्टर मेकिंग तथा नारा लेखन के माध्यम से प्रस्तुत कीजिए।



Roll no 6 to 10

- **English** Make a poster on effects of global warming.
- **Science** Make a model of sustainable city showing how using renewable resources like air, sunlight and planting more trees can overcome global warming.

Weblink: https://youtu.be/g4EGWKrp_ao

- **Maths:** Take a circular piece of cardboard. Write the numbers from 1 to 24 along with its boundary. Now put all pins on these numbers. Take a thread and connect all the multiples of 3 with each other to get a beautiful design.
- **Social science:** Create a unique and creative poster with a distinctive slogan on chart/A4 size sheet. Your poster should depict the contrasting picture of the world before it was affected by global warming and the current situation of the world..
- **Hindi:** ग्लोबल वार्मिंग तथा उससे प्रभावित होने वाले प्राकृतिक तत्व जैसे वृक्ष, जल, नदियां



आदि को पोस्टर मेकिंग तथा नारा लेखन के माध्यम से प्रस्तुत कीजिए।

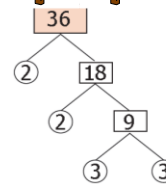
Roll no 11 to 15

- **English:** Make a poster on preventions of global warming.
- **Science:** Make a model of park which is made over a landfill site (an area where all non-biodegradable waste is dumped and covered with soil) using plastic box, waste material like paper, polythene bags etc.

Weblink: https://youtu.be/vbz0Mh_0bf8



- **Maths:** Make a beautiful factor tree of any number (from 50 to 80) on a white A4 sheet. Write factors on a colored sheet and cut them in the form of leaves.



Now make a beautiful tree of it.

- **Social science:** Draw a Poster to show the Causes and Effects of Climate Change. The poster should be on A4 sheet/chart, also include some catchy headings.
- **Hindi:** जलवायु परिवर्तन विभिन्न प्रकार की प्राकृतिक आपदाओं जैसे बाढ़, सूखा आदि को उत्पन्न करती है स्थिति को कोलाज के रूप में प्रदर्शित कीजिए।

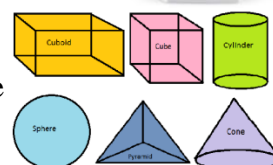


Roll No. 16 to 20

- **English:** Make a wall hanging on causes of global warming.
- **Science:** Make a model of water purifier using cardboard, plastic glasses, straw, rocks, sand and cotton

Weblink: <https://youtu.be/TGUMf-qKcuM>

- **Maths:** Make 3d shapes (cube, cuboid, cone, cylinder, sphere) using cardboard, straws – connectors, corrugated sheet or ice cream sticks or you can also use waste materials from home. Example: For a cuboid a shoe box may be taken and for a cylinder an empty foil roll may be taken.
- **Social science :** Research work: Collect information from newspapers or magazines and Write a report “How Humans Are Causing Climate Change”. Use A3 sheet to write your research work and try to paste pictures.
- **Hindi :** जलवायु परिवर्तन विभिन्न प्रकार की प्राकृतिक आपदाओं जैसे बाढ़, सूखा आदि को उत्पन्न करती है स्थिति को कोलाज के रूप में प्रदर्शित कीजिए।



Roll No.21 to 25

- **English:** Make a poster on climate change.
- **Science:** Collecting and using rainwater can be helpful to raise level of underground water. Make a model of rooftop rainwater harvesting using plastic pipe, cardboard, colours, plastic can etc.

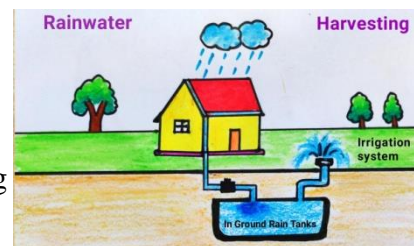
Weblink: <https://youtu.be/JKHdkLOdzoQ>

- **Maths :** You may have seen patterns in tiles at home. Now using different materials/shapes/colour tapes/ designed gift wrap paper. For that take an a4 sheet fill this sheet by pasting or drawing in a symmetrical pattern.
- **Social science:** Design a newspaper advertisement thereby sensitising people about social effects of Climate Change and urging them to combat climate change so as to reduce its intensities on poor strata of society.

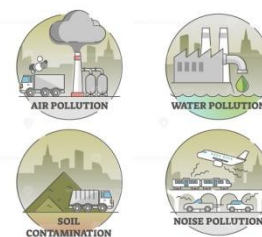
Instructions: Sheet size- A4

Must be colourful, creative, use pictures

- **Hindi:** जलवायु परिवर्तन का एक मुख्य कारण प्रदूषण की समस्या है अतएव प्रदूषण] विषय, प्रकार तथा रोकने के उपायों को एक सुंदर पत्रिका (एल्बम, मैगजीन) के रूप में प्रस्तुत कीजिए.



TYPES OF POLLUTION



Roll No. 26 to 30

- **English:** Make a poster on threats to biodiversity.
- **Science:** Make a 3D model showing advantages of greenhouse effect using cardboard and waste material.
- **Weblink:** <https://youtu.be/E9YXRb-GfgY>
- **Maths:** Draw a Rangoli on cardboard using tessellation patterns
- **Social science** Prepare a table calendar showcasing various kinds of weather. (Sheet size-A4, sheet should be creative and illustrative.
- **Hindi :** जलवायु परिवर्तन का एक मुख्य कारण प्रदूषण की समस्या है अतएव प्रदूषण विषय, उपायों को एक सुंदर पत्रिका (एल्बम, मैगजीन) के रूप में प्रस्तुत कीजिए।



THREATS TO BIODIVERSITY



Roll No. 31 to 35

- **English:** Make a poster on ways to prevent pollution.
- **Science:** Prepare a wall hanging showing climate change and how we can save our earth.
- **Weblink:** https://youtu.be/9yV0QCU_GMQ
- **Maths** Create a spinning wheel showing Place value upto LAKHS




- **Social science:** Create a 3D model to represent the global warming. (Use old newspaper cans, straw, ice cream sticks etc.)
- **Hindi:** विभिन्न प्रकार की जलवायु मौसम जैसे ग्रीष्म, वर्षा, शरद, शीत आदि में से किन्हीं दो ऋतुओं का सचित्र प्रस्तुतीकरण कविता लेखन के रूप में कीजिए।



Roll No. 36 to 40

- **English:** Write a slogan on global warming.
- **Science :** Make a model of water dam using cardboards, fluorescent sheets, glue, newspaper etc. to control floods.
- **Weblink:** https://youtu.be/i_9nsZiBlaA
- **Maths:** Prepare a model of multiplication table wheel using cardboard and colored sheets.
- **Social science** Create a Climate Change Collage: Collect pictures, magazine cutouts, and drawings that depict various aspects of climate change, such as melting glaciers, renewable energy sources, deforestation, and pollution. Arrange these images on a large sheet of paper or create a digital collage using computer software.
- **Hindi:** विभिन्न प्रकार की जलवायु मौसम जैसे ग्रीष्म, वर्षा, शरद, शीत आदि में से किन्हीं दो ऋतुओं का सचित्र प्रस्तुतीकरण कविता लेखन के रूप में कीजिए।



Roll No. 41 and above

- **English :** Make a poster on health care and climate change.
- **Science:** Make pla cards with slogans(save earth, Do not waste written on them to combat climate change and its adverse effects.



- **Maths:** Prepare a model of shapes using cardboard and colored sheets showing cutouts of various 2d shapes and paste on a cardboard sheet.



- **Social science:** Create a Climate Change Story: Use your creativity to draw a comic strip that revolves around climate change. The story should highlight the challenges faced by characters due to climate change and how they work together to find solutions, include positive messages and emphasize the importance of individual actions.
- **Hindi:** विभिन्न प्रकार की जलवायु मौसम जैसे ग्रीष्म, वर्षा, शरद, शीत आदि में से किन्हीं दो ऋतुओं का सचित्र प्रस्तुतीकरण कविता लेखन के रूप में कीजिए।

● **Note: Home work to be done by all students:**

- English: Reading is fun. Enjoy reading story books in your vacation. Draw your favourite character from any of the books which you have read and write why you liked that character. Also draw the character on A4 size sheet. Few suggested books are: Panchtantra, Fairy tales, Arabian nights etc
- Write any two new words daily either from newspaper or any book. Find their meanings and then frame meaningful sentences of them. (Do in thin note book)
- Revise all literature and language work done till date.
- Science: As we have covered lesson 1 to lesson 4 so read all these lessons thoroughly and underline the important facts.
- Practice these diagrams: human digestive system and structure of tooth.
- Social science: As chapter 3 and 4 is done in class so revise them by doing worksheets from Pg no. 9 to 16.
- Hindi :Revise language topics by doing worksheets given on page no. 38, 39, 63, 66, 67, 68 and 72.
- Mathematics: Practice chapter 1, 2 and 3 by doing worksheet from page no. 3 to 13.
- 5th June is celebrated as World Environment Day. Create a Mini Garden to celebrate the day and click pictures while doing so.
- June 18 is celebrated as Father's Day. Make a beautiful card for your father and arrange a small surprise party for him to show your love



for him. Decorate a table with photos of his childhood memories and serve a tasty dinner. Click pictures and paste them on A4 sheet



Happy Father's Day

EBSB:

Dear Students

To celebrate the unity in diversity of our nation EK BHARAT SHRESHTHA BHARAT (EBSB) program is launched by CBSE. Its aim is to foster National Integration through linguistic literacy, cultural, sports, tourism and other forms of people to people exchanges.. Pairing state of Haryana is

Manipur.

So your EBSB Project work is based on the same. You all will make and maintain a State project Notebook /File as per following instructions:

*Title Page

MUKAND LAL PUBLIC SCHOOL, SAROJINI COLONY, YAMUNANAGAR
'EK BHARAT SHRESHTHA BHARAT'

Project

Session 2023-24

Name of Project: _____

Name of Student: _____ Name of Class Incharge:

Roll NO. : _____ Ms. _____

Class & Section : _____

Signature of Class Incharge : _____

*IstPage

- Make a colourful & beautiful map of state Manipur.

*2nd page

EBSB PROJECT

Manipur is a state of North Eastern India and is among one of the seven sisters. The capital of Manipur is Imphal and the state shares its borders with Nagaland, Mizoram, and Assam.

This year our state is being paired with Manipur and its festivals.

Project:-

Find out 5 festivals of Manipur. Collect all the information related to those festivals and write it in a scrapbook . Make it colourful and attractive by pasting pictures related to them. Points for reference:-

- a) Why are these festivals celebrated?
- b) In which month are these festivals celebrated?
- c) Which special food is prepared for these festivals?
- d) What is the history behind celebrating these festivals?



Let's Play with Technology

- Complete the following activity on your Desktop Computer/Laptop Computer using Paint program.

MS Paint is useful and entertaining even in the age of smartphones. Children can draw and paint with their imagination using MS Paint tools. With the paint program, you can draw pictures of different shapes, sizes and width. You can also write text in your drawing.

1. Open Paint on your computer.
2. Create a picture of the CPU front and back using shapes and label all the ports given at the back of the CPU(Ref. Pg 7 and 10 of your book)
3. Save your work on the computer



- Create a MS-Word document and type at least 5 facts on 'Common Start Menu Apps in Windows.' (Font Size-12, Font-Times New Roman). Save your work on the computer.
- Complete following live worksheets and click pictures while doing on Desktop Computer/Laptop Computer to revise the syllabus using the link given below:

<https://www.liveworksheets.com/od2020141yo>

<https://www.liveworksheets.com/mt915281up>

<https://www.liveworksheets.com/mn873585iq>



- Play following Educational Games and click pictures while doing on Desktop Computer/ Laptop Computer / Mobile Phone and Enjoy!

https://www.abcya.com/games/brain_trainer

<https://www.abcya.com/games/hook>

<https://www.safekidgames.com/mergis/>

<https://www.safekidgames.com/grid-blocks-puzzle/>

These Activities increases the critical thinking and problem solving skills in students

Art:

Make a mosaic using mirrors of different shapes and sizes.



Be a story teller :

'There is no friend as loyal as a book'.

Read any of your favourite story books, prepare a story for story narration activity. Using all the 5 elements of a story: plot, character, setting, theme and climax. Make beautiful props to enhance the presentation of your story. Get ready to make your friends awestruck after vacation.



ENJOY YOUR HOLIDAYS AND CREATE WONDERFUL MOMENTS WITH YOUR FAMILY!