



MUKAND LAL PUBLIC SCHOOL, SAROJINI COLONY YNR

AFFILIATION NO:- 530294 SCHOOL CODE :- 40279

Website : www.mlpschool.edu.in Contact No:- 01732-250092, 257513

Holidays Home Work

Class: III

Session (2023-24)



Some Tips to make holidays specials

- ❖ Have a Family dinner everyday
- ❖ Do some yoga , exercise or simple go for walk with your elders in the morning.
- ❖ Play board games with your parents & sibling and show them who is the smartest.
- ❖ Spend quality time with an elderly person in the family or neighborhood.
- ❖ Pick up a hobby like learning a musical instrument , origami , fire less cooking , painting , art etc.
- ❖ Lastly don't forget to do your Holidays Homework. Ensure that your work is neat , presentable and innovative . Submit the Homework once the school reopens.

Have Lots of Fun



*Summer Summer almost here
Let's give summer a bit fat cheer
Of this fact I'm surely clear
Summer is the best time of the year*



Access to safe water , sanitation and hygiene is the most basic human need for health and well being.

Generating awareness of these roles and turning them into action will lead to win-win results.

The importance of good hygiene through hand-washing and access to clean water has been further highlighted by the COVID-19.

This holiday homework is a mindful step to inculcate the importance of clean water and healthy practices of sanitation and hygiene.

CLASS III

Roll no.1-5

ENGLISH

- Make a beautiful cloud and write a short poem on it.
(Colour it from sides)



SOCIAL SCIENCE

- Make a 3-D Tree and beautify it using colourful paper.

SCIENCE

- Prepare four placards giving messages to the community on how one can be 'water wise' on A4 size pastel sheets.

MATHS

- Make a pie chart on an A3 colourful sheet showing usage of water for different purposes at your home.



HINDI

- स्वच्छता संबंधित सकारात्मक (अच्छी) एवं नकारात्मक (बुरी) आदतों को सही एवं गलत के निर्देश से बताते हुए चार्ट पेपर/ फ्लैश कार्ड के माध्यम से प्रस्तुत कीजिए

Roll no.6-10

ENGLISH

- Make 5 rain drops and write interesting facts of water on each one of them. (Colour from both sides)



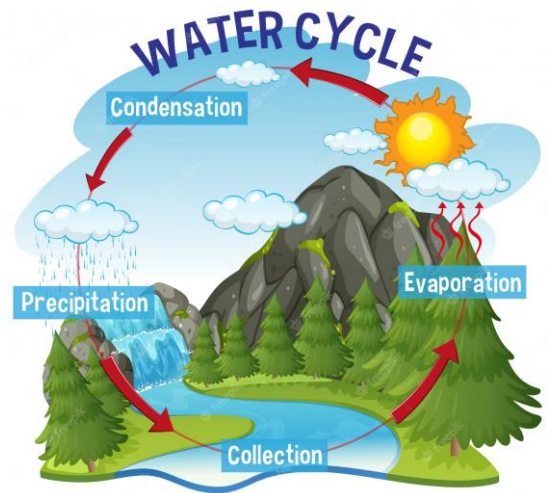
SOCIAL SCIENCE

- Make a beautiful chart to describe the process of water cycle and label it properly.

SCIENCE

- Interview your two neighbours to know what measures do they take to save water. Make a video while doing so. Some questions are here for your reference:-

- Do you close the Tap while brushing?
- what do you use while bathing? shower or bucket.
- What do you do when you have a Leaky tap?
- How do you wash your car?
- How do you use R.O water waste?



MATHS

- Make a colourful Analog clock with the help of Cardboard and popsicle sticks



HINDI

- स्वच्छता संबंधित सकारात्मक (अच्छी) एवं नकारात्मक (बुरी) आदतों को सही एवं गलत के निर्देश से बताते हुए चार्ट पेपर/ फ्लैश कार्ड के माध्यम से प्रस्तुत कीजिए

Roll no.11-15

ENGLISH

- Write a slogan on save water.

SOCIAL SCIENCE

- Make one land and one aquatic animal . Paste them on the cardboard and colour from both the sides.

SCIENCE

- List some do's and don'ts that should be followed by people to conserve water. With information and pictures that shows ways to conserve water on A3 size sheet.(Indoor/outdoor)

MATHS

- Make foldable three dimensional shapes (3-D) and colour them beautifully.

HINDI

- जल सुरक्षा - जीवन रक्षा इस विषय के संदर्भ में जल के विभिन्न स्रोतों तथा जल संरक्षण के विभिन्न उपायों का सचित्र प्रस्तुतिकरण परियोजना कार्य (project work) के रूप में कीजिए।

Roll no.16-20

ENGLISH

- Make a poster on save water.

SOCIAL SCIENCE

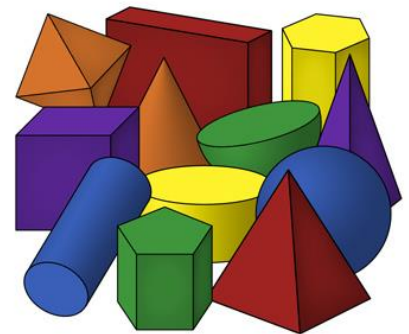
- Make a model of Snow covered mountains . You can use cotton, cardboard and colourful paper to beautify it.

SCIENCE

- Draw a poster to show ways to water conservation judicious use of water prepare detailed report on reasons of water crisis and steps taken by government to come back water crisis and are the steps enough what step according to you government should take.

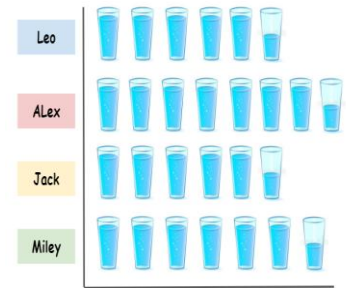


3D SHAPES CLIPART



MATHS

- Draw a pictograph on an A3 sheet showing daily intake of glasses of water drink by your family member.



Number of glasses of water

HINDI

- जल सुरक्षा - जीवन रक्षा इस विषय के संदर्भ में जल के विभिन्न स्रोतों तथा जल संरक्षण के विभिन्न उपायों का सचित्र प्रस्तुतिकरण परियोजना कार्य (project work) के रूप में कीजिए।

Roll no.21-25

ENGLISH

- Make a wall hanging on ways to save water.



SOCIAL SCIENCE

- Use any waste material to make a planter and decorate it beautifully . Grow a plant of your choice in it and take care of it by watering it daily.



SCIENCE

- Interview a cleanliness worker (safaa karmchhari) who comes to your house to collect garbage and ask them the difficulties they face during their work. Do the video recording of your interview

MATHS

- Make a fraction bird or animal by using different fractions.

HINDI

- अपने घर, आसपास के क्षेत्र अथवा किसी बागबगीचे में स्वच्छता संबंधित कार्यों में योगदान देने वाले विभिन्न व्यक्तियों को धन्यवाद स्वरूप थैंक्यू कार्ड भेंट करते हुए तस्वीर लीजिए तथा उसे एक सुंदर पत्रिका / एलबम के रूप में प्रस्तुत कीजिए।



ROLL NO. 26-30

ENGLISH

- Make a wall hanging on ways to prevent water pollution.

SOCIAL SCIENCE

- Make a chart on causes of water pollution.

SCIENCE

- Prepare models of various dustbins and colour it accordingly
Paste pictures/ sketches the different waste items which can be thrown in different dustbins.

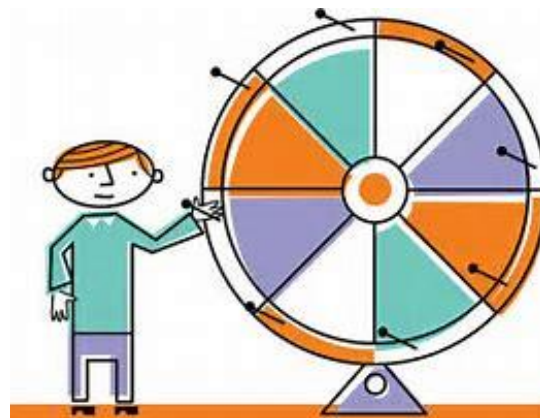


MATHS

- Draw a spin wheel model related to place value till thousands in expanded form

HINDI

- अपने घर, आसपास के क्षेत्र अथवा किसी बागबगीचे में स्वच्छता संबंधित कार्यों में योगदान देने वाले विभिन्न व्यक्तियों को धन्यवाद स्वरूप थैंकयू कार्ड भेंट करते हुए तस्वीर लीजिए तथा उसे एक सुंदरपत्रिका / एलबम के रूप में प्रस्तुत कीजिए।



ROLL NO. 31-35

ENGLISH

- Make a wall hanging on ways to recycle water.

SOCIAL SCIENCE

- Make a wall hanging on ways to recycle water.


SCIENCE

- Make a poster related to 'Importance of sanitization' and make it attractive by pasting pictures related to it.



MATHS

- Make a 3D factory and draw a bar graph on an A4 sheet showing pollution caused to water bodies by the factories.



HINDI

- जल प्रदूषण को दूर करने हेतु एक संदेशप्रद कविता या नारा लेखन सचित्र एवं रंगों से युक्त a4 शीट पर लिखिए।

ROLL NO. 36-40

ENGLISH

- Make a poster on ways to wash hands.

SOCIAL SCIENCE

- Make a model showing that how does water from river reach to our house.

SCIENCE

- Make a poster related to 'Importance of sanitation' and make it attractive by posting pictures related to it.



MATHS

- Make a 3D factory and draw a bar graph on an A4 sheet showing pollution caused to water bodies by the factories.

HINDI

- जल प्रदूषण को दूर करने हेतु एक संदेशप्रदकविता या नारा लेखन सचित्र एवं रंगों से युक्त a4 शीट पर लिखिए।





TO BE DONE BY ALL STUDENTS

Let's Play with Technology!

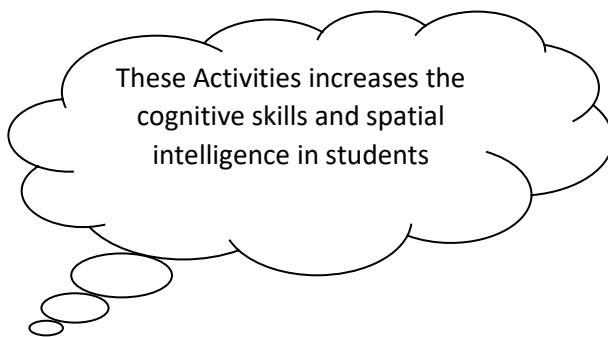
Play following Educational Games on Desktop Computer/ Laptop Computer and Enjoy!

➤ GCompris { Gcompris ia a free educational software suite comprising of many fun activities for children}

Download :- <https://gcompris.net/downloads-en.html>

❖ Open the Educational Suite Gcompris

- ✓ Maze
- ✓ Complete the Puzzle
- ✓ Graph Coloring
- ✓ The Magician Hat
- ✓ Enumeration Memory Game
- ✓ Money with Cents
- ✓ Play Piano
- ✓ Penalty Kick
- ✓ Sudoku- Place unique symbols in grid
- ✓ Tic-Tac-Toe
- ✓ Super Brain
- ✓ Logical Associations



➤ Open Microsoft Edge

Type <https://quickdraw.withgoogle.com>

- ✓ Press Enter
- ✓ Click on Let's Draw !



Be a kind buddy

'Gratitude and Kindness cultivate miracles'.

To inculcate this habit let's get kind to the people around us and be thankful to God ,our elders, mother nature and everyone for whom we feel grateful each day. Kindly make a video of 1 -2 minutes explaining at least your 6 acts of kindness and gratitude and share with Ms. Kashni (8683858300) by June 30th.





Craft is passionately
creating something with
your hands



Be more creative

➤ Help your child to make beautiful Craft using waste bottles , News Paper and many more things

Ek Bharat Shreshth Bharat (EBSB) Project-Class III

This year our state is paired with Manipur, so let's explore about the state of Manipur – “ The Jewel land of India”.

- Write Alphabets in Manipuri Language
- Write the following phrases in Manipuri:
 - a) Welcome
 - b) Hello
 - c) How are you?
 - d) What is your name?
 - e) Glad to meet you.
- Write about traditional dresses of Manipur. Prepare those dresses using old clothes or coloured paper and paste it in scrap file with their names.



ENGLISH

- Read AESOPS FABLES (moral value stories). Draw a scene of your favourite story and write the story in your own words. (Do on project sheets)
- Write any two new words daily either from newspaper or any book. Find their meanings and then frame meaningful sentences of them. (Do in thin note book)
- Revise all literature and language work done till date.

MATHS

Class worksheet page no. 3 -11

Homework worksheet page no. 3-9



SOCIAL SCIENCE

Class worksheet page no. 3-8

Home worksheet page no. 3-9

SCIENCE

Home worksheet page no- 2 -15

HINDI

पृष्ठसंख्या - 14 से 22, 36, 38, 40, 42, एवं 59

- 5th June is celebrated as World Environment Day. Create a Mini Garden to celebrate the day and click pictures while doing so.
- June 18 is celebrated as Father's Day. Make a beautiful card for your father and arrange a small surprise party for him to show your love for him. Decorate a table with photos of his childhood memories and serve a tasty dinner. Click pictures and paste them on A4 sheet

ENJOY YOUR HOLIDAYS AND CREATE WONDERFUL MOMENTS WITH YOUR FAMILY!

