

MUKAND LAL PUBLIC SCHOOL

Holidays Homework

Class - NUR

Session-(2023-24)



enjoy your
SUMMER
holidays



Dear

Parent

Warm Greetings

Long summer break is the best part of school life. It provides time for rest and leisure. Vacations are of course a time for rejuvenate and revive. If these Vacations are used constructively through quality time with our children, reading, listening to music and meaningful conversation can be beneficial for the overall growth of the child.

The Holiday's Homework has been especially designed to strengthen the concept and woven around the ongoing themes, Activities are planned in such a way that it would help the child build senses, enrich vocabulary, enhance creativity and thinking skills.



The language has an impact on the personality of the children. Be soft and positive in everyday communication. Speak with your child in English.

- Good Morning!
- How are you?
- I am feeling thirsty
- Please give me pencil.
- Please give me an eraser.
- Please open my water bottle.
- I have finished my food.
- I have done my work.
- May I drink water?
- May I go outside?
- May I have my lunch?
- May I wash my hands?
- Please come inside.
- Speak politely.
- I am feeling sleepy.

- Submit all your worksheet in properly labelled folders.
- Complete all your work under parental guidance.
- Guide your child to colour the objects beautifully in proper strokes.



LEARNING ALPHABET AND NUMBERS A

DIFFERENT WAY

❖ Fun with Blocks/Pebbles

- Provide pebbles and help your child to make letter A, B, C and D on the floor.
- Play with blocks. Join the blocks to make letters E and F.

❖ Play with clay

- Beat and Pat, roll the clay to make number 1, 2, 3, and 4.
- Paste pictures showing vocabulary related to alphabet A to E in scrap book.



❖ LET'S HAVE SOME FUN

❖ Mirror Game

Encourage your child to stand in front of a mirror and introduce themselves.

Like: - HELLO! EVERYONE

My name is _____

I am 3 years old.

I am a boy/girl.

My dad's name is _____

My mom's name is _____

I love to play _____



❖ HOME CLEANING DAY




"SO FRESH SO
CLEAN CLEAN".

- Let your child help to keep their belongings like toys, books, shoes at their right place to keep the house tidy.

❖ FATHER'S DAY ACTIVITY

"A FATHER IS
THE ONE FRIEND
UPON WHOM WE
CAN ALWAYS RELY".



- Let's celebrate Father's day on **June 18**.
- ❖ Plan with your mom and surprise dad by baking cup cakes.
- ❖ Swimming is fun in summer, so go swimming with dad and beat the heat.
Click pictures and make collage on A3 Sheet.

❖ BEAT THE HEAT

- Do not let sun trap in your home. Pull down the curtains by making Ice cream and Mango shakes under the guidance of your parent.

"THE BED TIME STORY IS A
GENIUS INVENTION A TINY
GIFT OF WONDER BEFORE
YOU FALL ASLEEP".

❖ WATCH AND LISTEN STORIES

SUGGESTED STORIES ARE:-

- Goldie Locks and the Three Bears
- Little Red riding hood.
- The ugly duckling.



❖ I LOVE TO COLOUR



"COLOURING
GIVES ME
HAPPINESS"

- Guide your ward to colour in the same direction and with the proper strokes.
- Colour: Sea horse, Kite, Bee, Rocket, Candies, Dolphin, Yatch, Ice cream and Snail in Art Corner Book.

"APPRECIATE MOTHER EARTH'S BEAUTY"

- Go to the park with your child and plant a sapling, Water it daily and enjoy watching it grow.

"WE ARE ALL BORN AS EMPTY
VESSELS, WHICH CAN BE SHAPED
BY MORAL VALUES".

- Chant Gayatri Mantra 5 times daily.



➤ Gaushala is a safe haven for countless abandoned cattle. Take your kids to Gaushala to feed Cows.

"PROJECT WORK"

**MAKE MODELS USING ECO FRIENDLY MATERIAL,
AVOID USING THERMOCOL.**

ROLL NO	PROJECT WORK
1-2	Model of FISH (3 Each)
3-4	Model of STARFISH (3 Each)
5-6	Model of JELLYFISH (3 Each)
7-8	2D-OCTOPUS
9-10	2D-TURTLE
11-12	2D-DOLPHIN
13-14	2D-CRAB
15-16	2D-SHARK
17-18	2D-SEA HORSE
19-20	Model of BOAT with ROW
21-22	Model of AQUARIUM
23-24	Model of ANCHOR
25-26	Model of SUBMARINE
27-28	Model of STANDING SEA WEEDS
29-30	Model of ISLAND
31-32	Model of SHIP
33-34	Model of SEA SHELL
35-36	2D Small colourful FISHES (10 Each)
37-38	2D Small colourful TREES (3 Each)
39-40	Model of CONTAMINATED WATER

SHEET WORK

Decorate the sheets as per given instructions


ROLL NO	SHEET NO
1-10	1,2
11-20	3,4
21-30	5,6
31-40	7,8

HAPPY HOLIDAYS




sheet no -1

Decorate Shark with Pencil shavings




sheet no-2

**Decorate the Seahorse with earbud
impression**




sheet no-3

Decorate the Octopus with Lady-
finger impression



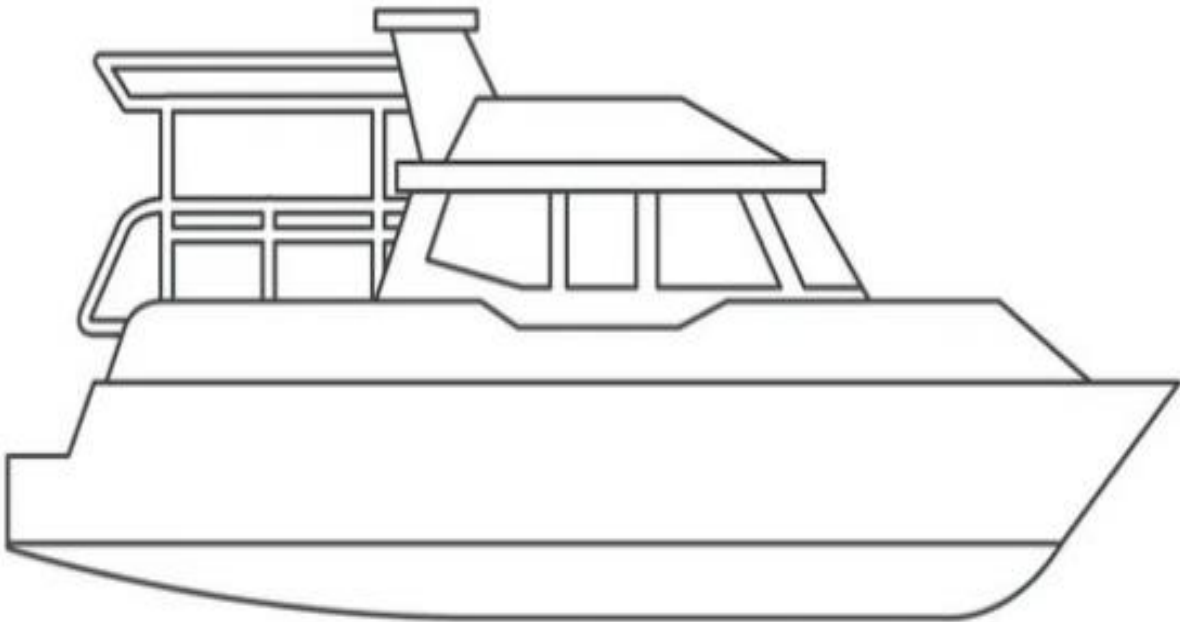
sheet no-4

Decorate the Jellyfish with colourful
Sequins




sheet no-5

Decorate the Ship with colourful Bits
of paper



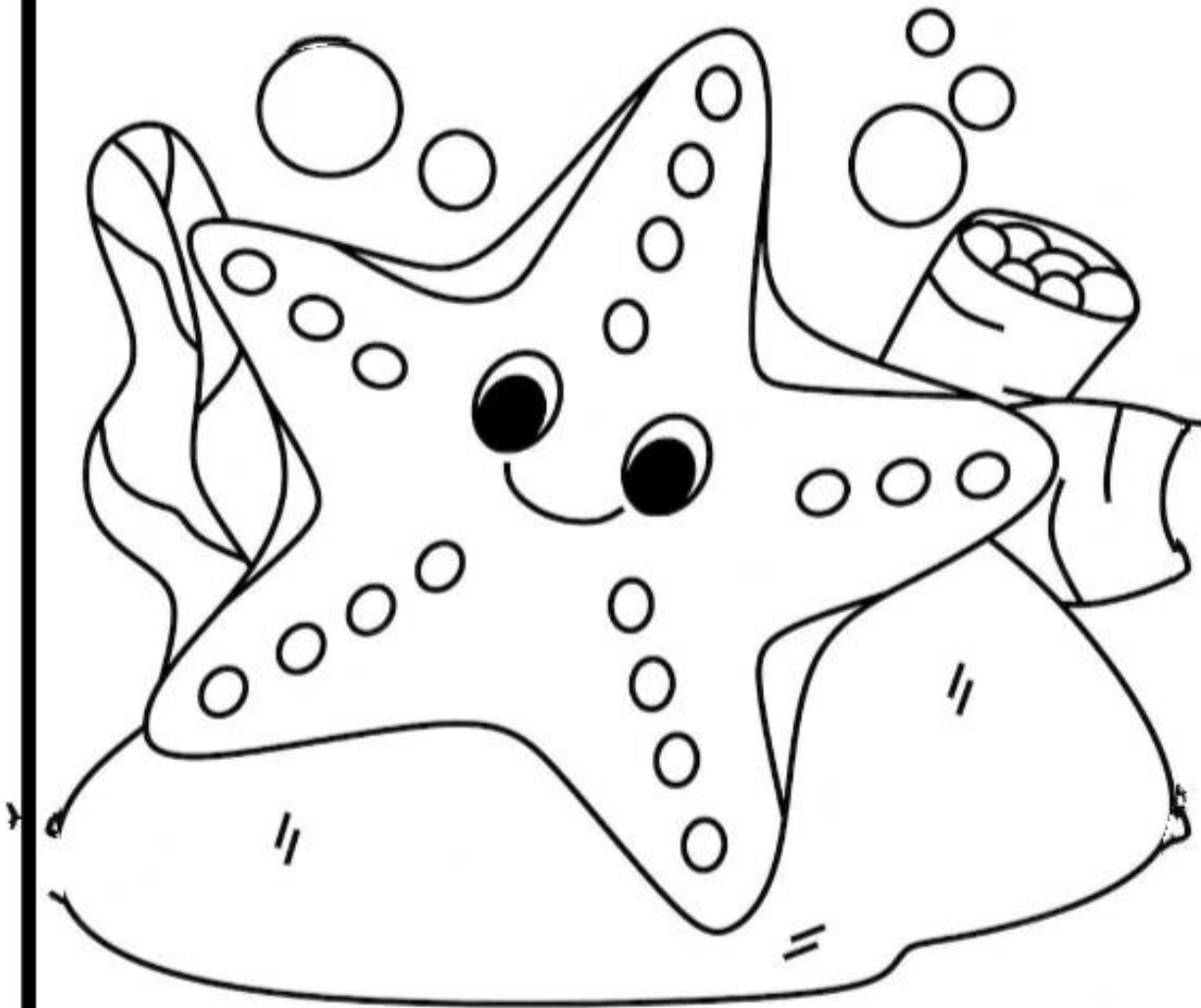
sheet no-6

Colour the Turtle beautifully



sheet no-7

Decorate the Starfish with Glitter powder



sheet no-8

Stick stone bindi in Sea shell

